

# Suspension service sink

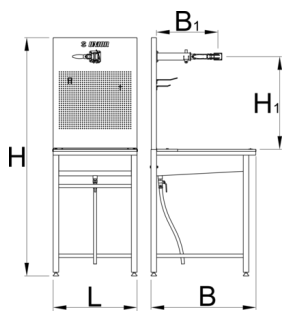
990SIN





## Attributi del prodotto

- A perfect addition to our modular workbenches - the Suspension Service Sink.
- Designed to make working on suspension forks and shocks as efficient as possible, it's constructed entirely of stainless steel and is equipped with a host of features developed with input from service professionals.
- Auto adjust clamp will hold the suspension component securely and allows you to set the desired orientation. We've perforated the rear panel to accept hooks in any configuration

to hang parts for easy access and drying. The sink shape and function has been optimized for easy drainage using smooth drip holes and a valved drain to collect waste oil safely. Finally there are adjustable feet which allow you to level the sink and ensure correct function at all times.



	L	B	B1	H↓	H↑	H1	
629350	600	751	442	1707	1750	665	41000

\* Le immagini dei prodotti sono puramente simboliche. Tutte le dimensioni sono in mm, peso in grammi.

### Utilizzo (pictures)

