

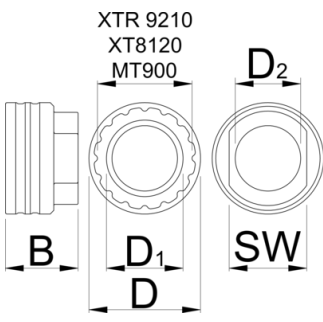
Shimano Direct Mount lockring tool



1723.SDL



Product features

- Compatible with all Shimano direct mount style cranks series M9100, M8100, M7100 and M6100.
- Replacement for Shimano TL-FC41.
- Made from aluminum, CNC machined, red anodized.
- Being compatible with our 1725/CF Crowfoot and 1/2" drive torque wrench it's designed to work as specified by Shimano.



	B	D	SW	D1	D2	
626643	30	46	32	45	25	58

* Ürünlerin resimleri semboliktir. Bütün boyutlar mm ve ağırlık gram cinsindedir.

Usage (pictures)

