

Crowfoot open end wrench

1725/2CF

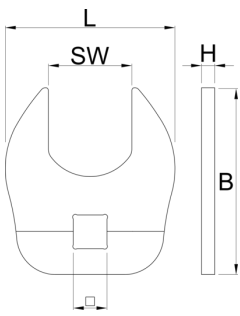





Description produit

- Size 32 fits flats on 1724.SSL and 1723.SDM, to tighten components to the correct torque spec.
- Size 36 fits flats on 1671.E13, to tighten components to the correct torque spec.

Important !

- For proper torque readings the opening of the crow foot should be aligned perpendicular to the torque wrench.



	SW		L	H	B	
626645	32	1/2"	65	5	71,5	112
629360	36	1/2"	69	5	75.8	121

* Les images des produits ne sont pas contractuelles. Toutes les dimensions sont en mm, les poids en grammes.