

Mobile desk

994-BLACK



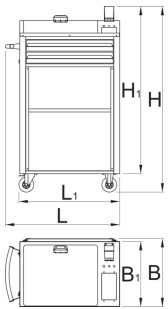
Profiles





Product features

- material: premium PLUS sheet metal
- working surface with mobile durable plate with buckle, size landscape A3
- raised edge for preventing plate slippage

- mobile phone stand
- holes for pen storage
- deepened storage surface for accessories
- 2 drawers L 563 x W 365 x H 70mm
- drawers can be modified with partitions set 940ES3A or 940ES3
- 2 storage surfaces in the lower part of the trolley
- ergonomic handle
- central locking system with a lock and folding key
- oil and acid resistant casters of a diameter of 100 mm, one with brake, which blocks spinning and swiveling of the caster
- full extension drawers with top quality ball-bearing slides
- the synthetic covering protects drawers and tools from damage
- coated with eco colour of Qualicoat quality standard
- basic dimensions with handle and casters L 770 x W 460 x H 1252mm
- maximum capacity of each drawer: 45kg
- drawers compatible with SOS tool trays 1/3, 2/3, 3/3



	L	L1	B	B1	H	H1	
628215	770	673	460.5	440	1252	1125	47500

* Images of products are symbolic. All dimensions are in mm, and weight in grams. All listed dimensions may vary in tolerance.

Spare parts



Lock with keys



Ball-bearing slide, set of 1 pair



Set of casters

Safety tips



- Lock all your drawers before trying to roll the tool carriage into a new work area.
- Set the brakes on the locking casters after you have rolled the cabinet to your work area.
- Treat your tool carriage, tool chests, or tool boxes with respect.
- Always follow the prescribed max load capacity of individual drawers and the carriage as a whole.
- Always put heavier objects in the bottom drawers
- Always close drawers when not in use.
- Always follow manufacturer manual instructions regarding assembly and repair of your tools.



- Don't open two or more drawers at the same time, there is high chance of it tipping over.
- Don't throw tools into drawer, always put the tools in.
- Don't use an opened drawer as a working surface.
- Don't clean a lacquered surface with a solvent cleaner.
- Don't pull a tool carriage as you won't be able to see where you are headed. Push it in front of you so you can see where you are going.
- Don't stack a tool carriage with too many extra chests or tool trays; it may tip over at the most unexpected time.
- Don't roll a tool carriage with loose tools or parts on top of the carriage.
- Don't roll a tool carriage too quickly; a pot hole in the floor or some hardware on the floor may cause an accident.
- Don't overload the drawers; if you haven't got room for all of your tools, you need a larger tool carriage.
- Don't open up too many loaded drawers at a time; close each drawer before opening up another. Heavily loaded opened drawers are an invitation to tipping.