

Kolica za alat Jumbo

940JUMBO2



Profili



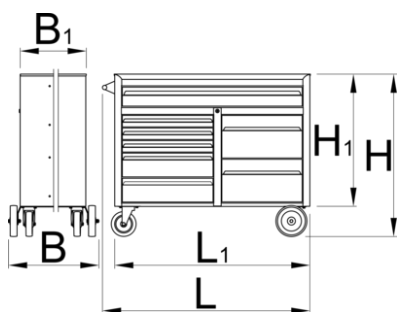
Opis proizvoda

- materijal: premium PLUS čelični lim
- efikasan sistem za zaključavanje
- bravica sa ključem i priveskom
- NOVI sigurnosni "blok" sistem sprečava otvaranje više od jedne fioke istovremeno. Kada je otvorena jedna fioka, sve druge fiokke su zaključane i ne mogu se otvoriti.
- točkovi otporni na ulje i kiselinu; par okretnih prečnika 160 mm, sa kočnicom i par fiksnih prečnika 200 mm
- fiokke sa kliznim vođicama
- otvaranje i zatvaranje fiokke je vrlo jednostavno zahvaljujući rešenju koje omogućava ravnomerno kretanje - ručica fiokke na gornjoj strani omogućava korisniku sinhronizovan prihvat i otvaranje fiokke

- sintetičke podloge štite fiokę i alat od oštećenja
- zaštitni, ekološki lak bez kadmijuma i olova
- 8 fioka: 1 fioka 1126x570x110 mm, 3 fiokę 563x570x70 mm, 2 fiokę 563x605x150 mm, 2 fiokę 484x605x265 mm
- dimenzije sa ručkom: 1337x825x1047 mm
- ukupna zapremina fioka: 400 lit
- statička nosivost kolica bez točkova: 2300 kg
- dimanimska nosivost kolica: 600 kg
- maksimalna nosivost svake fiokę: 90 kg
- fiokę su kompatibilne sa sve 3 veličine SOS uložaka: 1/3, 2/3, 3/3

Prednosti:



- izuzetno velika radna površina 1250x63 mm
- radna površina sa izdignutim ivicama visine 35 mm, za držanje alata i radnih predmeta
- prostrane fiokę
- točkovi velikog prečnika olakšavaju kretanje kolica
- model sa fiokama
- dublje gornje fiokę omogućavaju da se čak i dugi nasadni ključevi postave u uspravan položaj pri odlaganju. Iskorišćenost prostora je tako mnogo veća jer u fiokę možete smestiti mnogo više alata u odnosu na standardne fiokę. U uspravnom položaju mogu se odložiti svi veći alati čija visina ne prelazi 110 mm.




| Barcode | L | L1 | L2 | B | B1 | H | H1 | Weight |
|---------|------|------|------|-----|-----|------|-----|--------|
| 628932 | 1337 | 1258 | 1080 | 825 | 680 | 1047 | 856 | 140400 |

* Fotografije proizvoda su simbolične. Sve dimenzije su u mm, a težina u gramima. Sve navedene dimenzije mogu odstupati u granicama tolerancija.

Upotreba (slike)



Dodatna oprema

 Daska drvena za art. 940JUMBO

 Pregrade za šire fioke

 Pregrade za uže fioke

Rezervni delovi

 Vođica za fioku, par

Povezani proizvodi

 Kolica za alat Jumbo

 Kolica za alat JUMBO

Pravilna upotreba



● Lock all your drawers before trying to roll the tool carriage into a new work area.



● Don't open two or more drawers at the same time, there is high chance of it tipping over.

- Set the brakes on the locking casters after you have rolled the cabinet to your work area.
- Treat your tool carriage, tool chests, or tool boxes with respect.
- Always follow the prescribed max load capacity of individual drawers and the carriage as a whole.
- Always put heavier objects in the bottom drawers
- Always close drawers when not in use.
- Always follow manufacturer manual instructions regarding assembly and repair of your tools.
- Don't throw tools into drawer, always put the tools in.
- Don't use an opened drawer as a working surface.
- Don't clean a lacquered surface with a solvent cleaner.
- Don't pull a tool carriage as you won't be able to see where you are headed. Push it in front of you so you can see where you are going.
- Don't stack a tool carriage with too many extra chests or tool trays; it may tip over at the most unexpected time.
- Don't roll a tool carriage with loose tools or parts on top of the carriage.
- Don't roll a tool carriage too quickly; a pot hole in the floor or some hardware on the floor may cause an accident.
- Don't overload the drawers; if you haven't got room for all of your tools, you need a larger tool carriage.
- Don't open up too many loaded drawers at a time; close each drawer before opening up another. Heavily loaded opened drawers are an invitation to tipping.