

# Tool carriage Jumbo

940JUMBO2



## Profiles

---



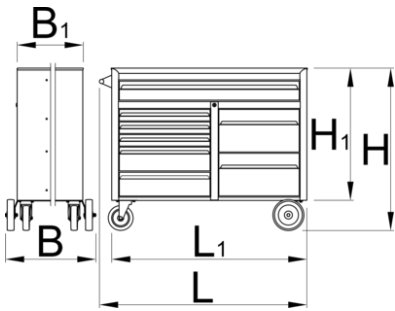
## Product features

- material: premium PLUS sheet metal
- central locking system with a lock and folding key
- lock with key included also foam keyring
- new block safety system, prevents opening of more than one drawer at once. When one drawer is opened, all other drawers are locked and cannot be opened.
- oil and acid resistant casters of a diameter of 160mm, two with brake, which blocks spinning and swiveling of the caster, fixed casters of diameter 200mm
- full extension drawers with top quality ball-bearing slides
- opening and closing of drawers is very simple due to the uniform solution - drawer handle on the upper side enables users a synchronic grip and opening of a carriage drawer.
- drawers with non-slip interior synthetic lining

- coated with eco colour of Qualicoat quality standard
- 8 front drawers (1x L 1126 x W 570 x H 110mm, 3x L 563 x W 570 x H 70mm, 2x L 563 x W 605 x H 150mm, 2x L 484 x W 605 x H 265mm)
- basic dimensions with handle and casters L 1337 x W 825 x H 1047 mm
- total volume of drawers: 400 litres
- static load capacity of carriages without casters: 2300 kg
- dynamic load capacity of carriages: 600 kg
- capacity of front drawers: 90 kg
- drawers compatible with SOS tool trays 1/3, 2/3, 3/3

### Advantages:


- extra large working surface 1250 x 670 mm
- upper working surface with raised edges of 35mm in height, which is meant to contain tools and working items
- include extra large drawer
- big casters enable easy moving of carriage
- model with drawers
- The increased depth of the top drawer enables to store all sockets, including long sockets, in an upright position. This gives maximum space efficiency and increases the number of tools that can be stored in the drawer compared to traditional shallow drawers. In an upright position can be stored all tools in larger dimensions till maximum height of 110mm.




| Barcode | L    | L1   | L2   | B   | B1  | H    | H1  | Weight |
|---------|------|------|------|-----|-----|------|-----|--------|
| 628932  | 1337 | 1258 | 1080 | 825 | 680 | 1047 | 856 | 140400 |

\* Images of products are symbolic. All dimensions are in mm, and weight in grams. All listed dimensions may vary in tolerance.


## Usage (pictures)



## Accessories

 Wooden top for 940JUMBO


 Partitions for wide drawer cabinet


 Partitions for narrow drawers cabinet

## Spare parts

 Ball-bearing slide, set of 1 pair

## Related products

 Tool carriage Jumbo

 Tool carriage Jumbo

## Safety tips



● Lock all your drawers before trying to roll the tool carriage into a new work area.



● Don't open two or more drawers at the same time, there is high chance of it tipping over.

- Set the brakes on the locking casters after you have rolled the cabinet to your work area.
- Treat your tool carriage, tool chests, or tool boxes with respect.
- Always follow the prescribed max load capacity of individual drawers and the carriage as a whole.
- Always put heavier objects in the bottom drawers
- Always close drawers when not in use.
- Always follow manufacturer manual instructions regarding assembly and repair of your tools.
- Don't throw tools into drawer, always put the tools in.
- Don't use an opened drawer as a working surface.
- Don't clean a lacquered surface with a solvent cleaner.
- Don't pull a tool carriage as you won't be able to see where you are headed. Push it in front of you so you can see where you are going.
- Don't stack a tool carriage with too many extra chests or tool trays; it may tip over at the most unexpected time.
- Don't roll a tool carriage with loose tools or parts on top of the carriage.
- Don't roll a tool carriage too quickly; a pot hole in the floor or some hardware on the floor may cause an accident.
- Don't overload the drawers; if you haven't got room for all of your tools, you need a larger tool carriage.
- Don't open up too many loaded drawers at a time; close each drawer before opening up another. Heavily loaded opened drawers are an invitation to tipping.