

Supporto alimentazione per banco da lavoro modulare

990PNE-BLACK



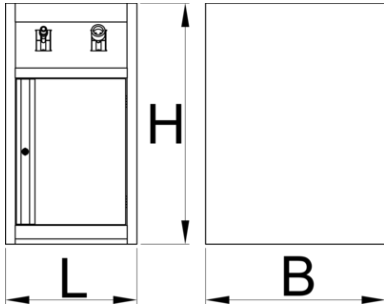
Profili





Attributi del prodotto

- Crafted from premium PLUS sheet metal for durability and longevity
- Includes two reels, electric cable and hose for compressed air with stop and spring return function for hassle-free operation.

- The electric cable reel features a 13m cable suitable for 220V, ensuring ample reach and power supply.
- Compressed air hose reel includes a 10m hose on the reel, and an additional 3m hose to connect to the air compressor or system. The hose's outer diameter is 12mm and it uses 1/4" connector, providing optimal airflow with a max. working pressure of 7 bars.
- The bottom part of the cabinet is dedicated to storage and closed with lockable metal door.



	L	B	H	
628809	475	650	870	33000

* Le immagini dei prodotti sono puramente simboliche. Tutte le dimensioni sono in mm, peso in grammi.

Accessories



Parte ampia sotto la base

Parti di ricambio



Serratura con chiavi

Related products



Supporto alimentazione per banco da lavoro modulare