

# Hanging cabinet for work benches

990CAU-BLACK



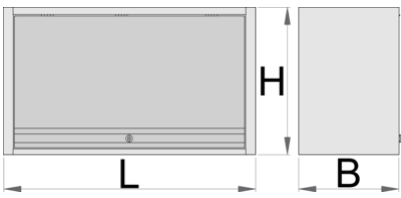
## Profiles



---



## Product features

- material: premium PLUS sheet metal
- door locked with lock and folding key
- lock with key included also foam keyring
- coated with eco colour of QualiCoat quality standard
- maximal load capacity of hanging cabinet length 1000mm is 40kg, for 1250mm and 1500mm is 50kg. Load capacity of the shelf is 15kg
- hanging door with telescopic mechanism
- on the bottom part of the cabinet is set a light holder
- two possibilities of hanging - on the support leg of the modular work bench or on the wall. For hanging on the wall additional support is enclosed.



	L	B	H	
628808	1000	350	510	22400
629561	1250	350	510	25000

\* Images of products are symbolic. All dimensions are in mm, and weight in grams. All listed dimensions may vary in tolerance.

## Spare parts



Lock with keys



Telescop for door

## Related products



Hanging cabinet for work benches