

Hanging cabinet for work benches

990CAU-BLACK

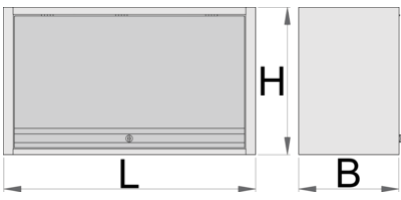




Profiles



Product features

- material: premium PLUS sheet metal
- door locked with lock and folding key
- lock with key included also foam keyring
- coated with eco colour of QualiCoat quality standard
- maximal load capacity of hanging cabinet length 1000mm is 40kg, for 1250mm and 1500mm is 50kg. Load capacity of the shelf is 15kg
- hanging door with telescopic mechanism
- on the bottom part of the cabinet is set a light holder
- two possibilities of hanging - on the support leg of the modular work bench or on the wall. For hanging on the wall additional support is enclosed.



	L	B	H	
628808	1000	350	510	22400
629561	1250	350	510	25000

* Images of products are symbolic. All dimensions are in mm, and weight in grams. All listed dimensions may vary in tolerance.

Spare parts



Lock with keys



Telescop for door

Related products



Hanging cabinet for work benches