




Set of tools in tray 2 for 2600A-US or 2600C-US- Drivetrain tools









SET2-2600AC-US



Profiles



Product name	SKU	Article	Dimensions	Quantity
Set of tools in tray 2 for 2600A-US or 2600C-US- Drivetrain tools	628627	SET2-2600AC-US		27
Hanger Genie 2.0 - Hanger alignment tool		1602/5		1
Crank cap tool		1609.1		1
Pro pedal wrench		1613/2BI-US	15	1
BB90 removal tool		1625/2BB90		1
Pro chain wear indicator		1643/4	0 - 1,2	1

Product name	SKU	Article	Dimensions	Quantity
Master chain tool		1647/2BBI-US		1
Crank puller with handle		1661.3/4DP-US		1
Tapered crank puller		1662/4		1
Freewheel removal tool		1670.1/4		1
Freewheel remover Suntour®		1670.2/4		1
Freewheel remover Suntour®		1670.3/4		1
Campagnolo cassette lockring tool		1670.4/4		1
Cassette lockring tool		1670.5/4		1
Freewheel remover for BMX®		1670.6/4		1
Cassette lockring tool with 12mm guide pin		1670.9/4		1
Cassette wrench		1670/2BI-US	11/12, 13/14	2
Bottom bracket socket 16 Notch		1671.16N		1
Bottom bracket and Bosch gen. 3 & 4 lockring tool, 8 notch		1671.2/4		1
Cartridge bottom bracket wrench		1671.8/2BI-US		1
Bottom bracket socket BB9000		1671.BB9000		1
Bottom bracket socket BBR60		1671.BBR60		1
Bottom bracket socket BSA30		1671.BSA30		1
Bottom bracket socket MegaEVO		1671.MEvo		1
Bottom bracket socket T47		1671.T47		1
Reversible ratchet 1/2"		190.1/1ABI-US	1/2"	1
Dead blow hammer		819A-US	45	1
Empty tray for SET2-2600AC		v12-2600AC	560x570x40	1

* Images of products are symbolic. All dimensions are in mm, and weight in grams. All listed dimensions may vary in tolerance.