


Kliješta za kablovske stopice

425/4A



Profili

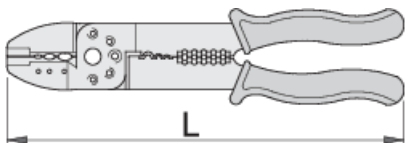
Premium + 

Atributi proizvoda

- materijal: Premium lim
- u cjelosti ojačan i zakaljen
- završna obrada: fosfatiranje po standardu DIN12476
- robusne plastične navlake za ručke

Upotreba:

- za izolirane i zatvorene neizolirane stopice (1,5-6mm²), za rezanje kabela i skidanje izolacije



601136



1.5 - 6




240



320

* Slike proizvoda su simbolične. Sve dimenzije su u mm, masa je u g.

Upotreba (pictures)



Frequently asked questions

Why is it necessary to use crimping pliers for cable connections? Why not simply use combination pliers?

When working with cable connections, you must use crimping pliers because this is the only way to press the connections together correctly and accurately. This is a requirement for the safety of the joints and provided for by the grooves/shapes on the pliers.

Must the screw be screwed using the crimping pliers or can it just be pushed into the hole?

A screw with the appropriate dimensions must be screwed using the appropriate punch on the pliers.