

Wall or bench mount clamp, quick release

1693.2Q



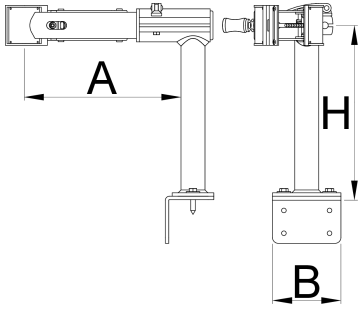
Profiles





Product features

- Bench or wall mount option.
- Intended for professional and home workshops.

- Clamp can grip tubes of any shape, with diameter of minimum Ø22mm to maximum Ø60mm.
- Easy accessible screw enables us, to modify the jaw opening and pressure when closed. The screw can be turned with hand, without use of any wrench.
- Code 623225 article 1693.2S is wall and bench jaw with adjustable nut



	B	A	H	
627773	120	239	313	4330

* Images of products are symbolic. All dimensions are in mm, and weight in grams. All listed dimensions may vary in tolerance.