
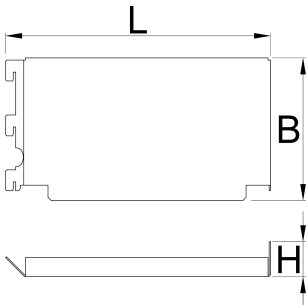




# Cover set for angle modular work bench, 2 pcs set

990BA1



## Profiles



	L	B	H	
628203	241,4	130	31,8	710

\* Images of products are symbolic. All dimensions are in mm, and weight in grams. All listed dimensions may vary in tolerance.