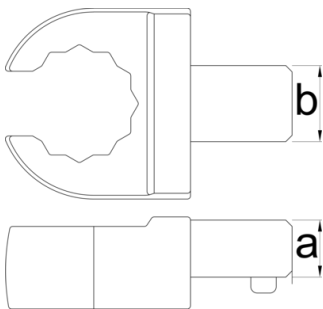







# Open ring insert tool for 266






266INS.3



## Profiles



				
628105	10 (9x12)	10	9 x 12	53
628106	11 (9x12)	11	9 x 12	55
628107	12 (9x12)	12	9 x 12	55
628108	13 (9x12)	13	9 x 12	55
628109	14 (9x12)	14	9 x 12	59

				
628110	16 (9x12)	16	9 x 12	61
628111	17 (9x12)	17	9 x 12	63
628112	18 (9x12)	18	9 x 12	69
628113	19 (9x12)	19	9 x 12	71
628114	21 (9x12)	21	9 x 12	74
628115	22 (9x12)	22	9 x 12	76
628116	24 (14x18)	24	14 x 18	139

\* Images of products are symbolic. All dimensions are in mm, and weight in grams. All listed dimensions may vary in tolerance.

### Usage (pictures)

