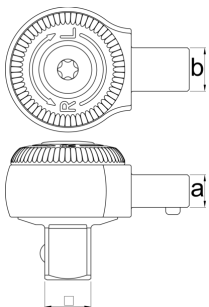








Ratchet insert tool for 266

266INS.1



Profiles



					
628099	1/4" (9x12, 30Nm)	1/4"	1,5 - 30	9 x 12	69
628100	3/8" (9x12, 135Nm)	3/8"	6,8 - 135	9 x 12	153
628101	1/2" (9x12, 135Nm)	1/2"	6,8 - 135	9 x 12	156
628102	1/2" (14x18, 200Nm)	1/2"	10 - 200	14 x 18	310

* Images of products are symbolic. All dimensions are in mm, and weight in grams. All listed dimensions may vary in tolerance.