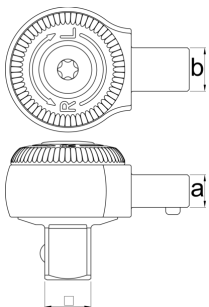








Ratchet insert tool for 266

266INS.1



Profiles



|  |  |  |  |  |  |
|--|---|---|--|---|---|
| 628099 | 1/4" (9x12, 30Nm) | 1/4" | 1,5 - 30 | 9 x 12 | 69 |
| 628100 | 3/8" (9x12, 135Nm) | 3/8" | 6,8 - 135 | 9 x 12 | 153 |
| 628101 | 1/2" (9x12, 135Nm) | 1/2" | 6,8 - 135 | 9 x 12 | 156 |
| 628102 | 1/2" (14x18, 200Nm) | 1/2" | 10 - 200 | 14 x 18 | 310 |

* Images of products are symbolic. All dimensions are in mm, and weight in grams. All listed dimensions may vary in tolerance.