

Keski takımlı, stroklu pnömatik çekiç

1514PB










Profiles

1 year

Product features

- Kutu boyutları: 307 x 260 x 70

Product name	SKU	Article	Dimensions	Quantity
Keski takımlı, stroklu pnömatik çekiç	619964	1514PB	-	7
Stroklu pnömatik çekiç		1514	170	1
Düz keski		1514A1	182	1
Sivri uçlu keski		1514A2	180	1
Perçin ve kaynak cürufu keski		1514A3	180	1
Sac kesme keski		1514A4	180	1
V ağızlı keski		1514A5	190	1
Kürek keski		1514A6	178	1
Lokma anahtarları için plastik kutu		981PBM2	307x260x74	1

* Ürünlerin resimleri semboliktir. Bütün boyutlar mm ve ağırlık gram cinsindedir.

Safety tips



- The pressure in the tool during the operation has to be at least 6.2 bar for the tool to work properly.
- Regularly clean and dry the air filters and inlet air supply.
- Always use clean and dry air with the correct mixture of oil, for maximum tool life.
- Check the joints and ensure that the tubes and other equipment are not damaged before use.
- All tools should be gently oiled prior to being stored.
- Always store pneumatic tools in dry places away from water.
- Always use original spare parts.
- Repairs can be performed only by authorised staff people authorised by Unior d.d.



- Always disconnect tools not in use from the air supply.