

# Udarni pneumatski čekić sa sekačima u plastičnoj kutiji

1514PB










## Profili

---

 1 year

## Opis proizvoda

- dimenzije kutije: 307x260x70 mm

| Naziv proizvoda   | SKU   | Artikal | Dimenzije  | Količina |
|---|---|---------|------------|----------|
| Udarni pneumatski čekić sa sekačima u plastičnoj kutiji | 619964  | 1514PB  | -          | 7        |
| Čekić pneumatski  |  | 1514    | 170        | 1        |
| Sekač pljosnati   |  | 1514A1  | 182        | 1        |
| Špic  |  | 1514A2  | 180        | 1        |
| Sekač za varove   |  | 1514A3  | 180        | 1        |
| Sekač za lim sa rascepkom                               |  | 1514A4  | 180        | 1        |
| Sekač za lim sa rascepkom                               |  | 1514A5  | 190        | 1        |
| Sekač široki  |  | 1514A6  | 178        | 1        |
| Plastična kutija za nasadne ključeve                    |   | 981PBM2 | 307x260x74 | 1        |

\* Fotografije proizvoda su simbolične. Sve dimenzije su u mm, a težina u gramima. Sve navedene dimenzije mogu odstupati u granicama tolerancija.

## Pravilna upotreba



- The pressure in the tool during the operation has to be at least 6.2 bar for the tool to work properly.
- Regularly clean and dry the air filters and inlet air supply.
- Always use clean and dry air with the correct mixture of oil, for maximum tool life.
- Check the joints and ensure that the tubes and other equipment are not damaged before use.
- All tools should be gently oiled prior to being stored.
- Always store pneumatic tools in dry places away from water.
- Always use original spare parts.
- Repairs can be performed only by authorised staff people authorised by Unior d.d.



- Always disconnect tools not in use from the air supply.