

Clestele de rasucit pentru asigurare

516/4



Profile



Caracteristicile produsului

- Clestele de siguratat este un instrument versatil care vă ajută să realizați rapid și consecvent blocarea cu fir rasucit
- Asigurarile cu sarma rasucita, rămân cea mai pozitivă și sigură metodă de fixare a elementelor de fixare critice care nu trebuie lăsate să se desfacă: orice tendință de slăbire a dispozitivului de fixare este contracarată prin strângerea firului de siguranță.
- Capacitate de rasucire si taiere
- Sarma de otel inox diametrul 0,5mm fara tratament termic
- Sarma moale diametrul 0.8mm

Utilizare

- Strangerea șuruburilor, capacelor de ulei, a robinetului de evacuare, a supapelor și a conectorilor electrici cu rasucire unică



L

B

B1

C

D



627530

213

19

49

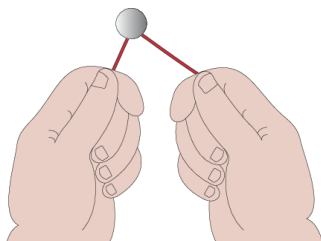
40

24

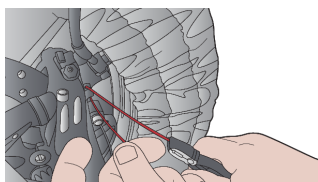
250

* Imaginea produsului este simbolica. Toate dimensiunile sunt exprimate în mm, greutatea în grame.

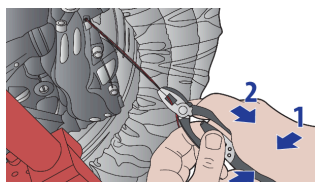
0 (pictures)



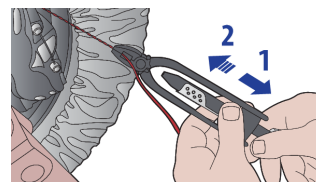
Thread the safety wire through your fastener(s) in the appropriate manner. You will now have two ends of the wire ready to twist.



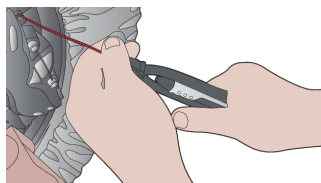
Use the safety wire twisting pliers to grip the two wires at an appropriate distance from the fastener. The length of wires between the pliers and the fastener will be twisted in the following step.



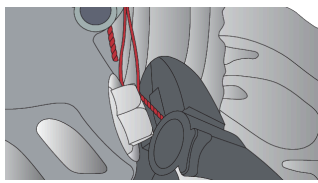
Slide the central chromed locking sleeve to lock the plier handles together, clamping the wire ends.



Let go of the plier handles and pull the chrome handle at the base of the pliers to rotate the pliers and twist the wire in a clockwise direction.



You may need to pull this handle more than once to achieve the required number of twists. Generally around 7 twists per inch is recommended.



Squeeze the plier handles to release the chromed locking slider, and then use the integrated wire cutter to trim the wires to length.



Photo (pictures)

