

# Čekić stolarski s magnetom, za siguran rad na visini

805A-H



## Profili

---



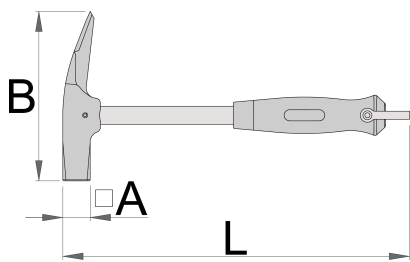
## Atributi proizvoda

- materijal: Premium Flex Plus alatni čelik
- kovan
- udarna površina i nos induktivno kaljeni
- Završna obrada: lakiranje
- Kromirana cijevna ručka sa plastičnom oblogom
- izrađeno prema standardu DIN7239

## Prednosti:

- s magnetom
- kovana metalna kopča koja se ne može rastaviti
- na svakom je alatu označena težina alata
- u kopču je moguće učvrstiti dva karabina, što omogućuje sigurnu zamjenu alata

- Alat Unior je prilagođen radu na visini i održava osnovne funkcije alata



|  |   |          |          |          |   |
|--|---|----------|----------|----------|---|
|  |  | <b>A</b> | <b>L</b> | <b>B</b> |  |
| 626164   | 550   | 27       | 320      | 168      | 822   |

\* Slike proizvoda su simbolične. Sve dimenzije su u mm, masa je u g.


## upotreba (pictures)




Pričvrstite karabiner na remenu za vezivanje na kopču alata. Kopče su dovoljno velike da drže 2 karabinera.



Karabiner se mora osigurati od otvaranja zatezanjem matice.



Prije skidanja alata s remena, odvrnite maticu na karabineru.



Otkopčajte karabiner na remenu i uklonite alat pričvršćen za uzicu. Alat je sada spreman za rad.



Na slici je prikazan pravilno pričvršćen alat na remenu za vezivanje s kojim koristimo alat.



Pritisnite iglu u rupu s alatom za rastavljanje nasadnog ključa (stavka 1111), te istovremeno uklonite nasadni ključ sa račne i zamijenite nasadni ključ ili nastavak.

## Safety tips



- Always change tools in secure areas where there is no risk of falling tools.



- Don't use tools without attaching them to your work belt when working at height.

- Always use tools with Unior carabiners and never use carabiners with a diameter less than 6mm.
- Tools being used at height should regularly be checked for damage and that there is no damage to lanyards, carabiners, attachment rings or belts.

- Don't use and fix damaged tools.
- Don't exceed maximum weight of 2.3kg for individual tools that a worker can attach to their belt.

## Safety (pictures)



## Frequently asked questions

### Can we use a tool for working at height as a normal tool?

A tool for working at height has the same usability as a normal tool, except that a non-removable riveted metal buckle is added to this tool.

### Does the stated weight per tool for safe work at height also include the weight of the metal ring?

The weight of the tool marked on the tool, included also weight of metal ring