

# Surubelnite TBI-(PH), pentru lucrul in siguranta la inaltime

615TBI-H



## Profile

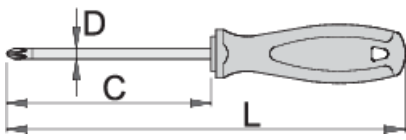


## Caracteristicile produsului

- lama: otel crom vanadium molibden tratata integral
- lama cromata, varful brunat
- maner: forma ergonomica
- trimaterial
- gaura de agatare
- in concordanta cu standardul ISO 8764-1,2

## Avantaje:

- Inelul metalic rotativ este proiectat ergonomic și împiedică răsucirea șnurului.
- Greutatea uneltei este marcată pe fiecare parte
- Inelele de pe unelte sunt suficient de mari pentru a accepta 2 carabiniere
- Unelele pentru lucrul la înălțimi ale lui Unior au fost concepute pentru a păstra funcțiile de bază, ergonomia și utilitatea uneltelor sau pentru a le reduce cât mai puțin posibil.




626241	PH 1	80	180	4	65
626242	PH 2	100	210	6	94
626243	PH 3	150	270	8	176

\* Imaginea produsului este simbolica. Toate dimensiunile sunt exprimate în mm, greutatea în grame.

## 0 (pictures)




The carabiner on the lanyard is attached to the ring on the tool. The rings on the tools are large enough to accept 2 carabiners.



The carabiner on the lanyard has to be protected against opening using a lock ring.



Before removing the tool from the belt, unscrew the lock ring on the carabiner on the belt.



Open the carabiner on the belt and remove the tool, which is attached to a lanyard, from the carabiner on the belt. The tool is now ready for use.



Correct attachment of the tool to the lanyard. Return the tool to the belt following the steps in reverse order.



Using the socket remover (Article 1111) depress the pin in the hole while removing the socket from the square drive of the ratchet and then switch the socket or extension.

## Safety tips



- Use a screw holding screwdriver to get screws started in awkward, hard-to-reach areas.



- Don't use pliers on the handle of a screwdriver to get extra turning power. A wrench should only be used on the square

- Use a stubby screwdriver in close quarters where a conventional screwdriver cannot be used.
- A rounded tip should be redressed with a file; make sure edges are straight.
- Screwdrivers used in the shop are best stored in a rack. This way, the proper selection of the right screwdriver can be quickly made.
- Keep the screwdriver handle clean; a greasy handle is apt to cause accidents.
- A screwdriver should never be used as pry bar. If it is overstressed in this manner, the blade might break and send a particle of steel into the operator's arm or even towards his eyes.
- Always change tools in secure areas where there is no risk of falling tools.
- Always use tools with Unior carabiners and never use carabiners with a diameter less than 6mm.
- Tools being used at height should regularly be checked for damage and that there is no damage to lanyards, carabiners, attachment rings or belts.

shank or bolster of a screwdriver that is especially designed for that purpose.

- Don't expose a screwdriver blade to excessive heat as it may reduce the hardness of the blade.
- Don't use a screwdriver with a split or broken handle.
- Don't use a regular screwdriver to check a storage battery or to determine if an electrical circuit is live.
- Don't use tools without attaching them to your work belt when working at height.
- Don't use and fix damaged tools.
- Don't exceed maximum weight of 2.3kg for individual tools that a worker can attach to their belt.

### Safety (pictures)





## Frequently asked questions

### **Putem folosi un instrument pentru lucrul la înălțime ca un instrument normal?**

Un instrument pentru lucrul la înălțime are aceeași utilitate ca un instrument normal, cu excepția faptului că la acest instrument se adaugă o cataramă metalică nituită nedetașabilă.

### **Greutatea declarată pe unealtă pentru lucrul în condiții de siguranță la înălțime include, de asemenea, greutatea inelului metalic?**

Greutatea instrumentului marcat pe instrument, a inclus, de asemenea, greutatea inelului metalic