

Kliješta za cijevi, podešavajuća, za siguran rad na visini

492/6-H



Profili



Atributi proizvoda

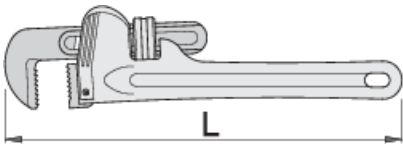
- materijal: Premium krom ručica je od posebne legure, vrlo postojana
- čeljusti u cijelosti ojačane i zakaljene, zubi dodatno zakaljani indukcijom
- čeljusti zamjenjive, fosfatirane
- podešavajuća gornja čeljust
- ručica lakirana




Upotreba:

- prihvat, rotacija ili zatezanje okruglih ili višekutnih cijevi, matica i prirubnica

Prednosti:

- zakovica metalne kopče koja se ne može demontirati
- na svakom je alatu označena težina alata
- dvije kopče mogu se učvrstiti u kopču, što osigurava sigurnu promjenu alata
- Unior je prilagođen za rad na visini i održava osnovne funkcije alata



	L"		O _{max}	L	
626113	10"	1.1/2"	49	250	760

* Slike proizvoda su simbolične. Sve dimenzije su u mm, masa je u g.

Safety tips



- Always change tools in secure areas where there is no risk of falling tools.
- Always use tools with Unior carabiners and never use carabiners with a diameter less than 6mm.
- Tools being used at height should regularly be checked for damage and that there is no damage to lanyards, carabiners, attachment rings or belts.



- Don't use tools without attaching them to your work belt when working at height.
- Don't use and fix damaged tools.
- Don't exceed maximum weight of 2.3kg for individual tools that a worker can attach to their belt.

Frequently asked questions

Can we use a tool for working at height as a normal tool?

A tool for working at height has the same usability as a normal tool, except that a non-removable riveted metal buckle is added to this tool.

Does the stated weight per tool for safe work at height also include the weight of the metal ring?

The weight of the tool marked on the tool, included also weight of metal ring