

Ključ nasadni dvanaesterokutni, prihvat 1/2", za siguran rad na visini

190/1 12p-H



Profili



Atributi proizvoda

- materijal: Premium Flex krom-vanadij
- kovan, u cijelosti ojačan i zakaljen
- kromiran (ISO 1456:2009)
- poliran

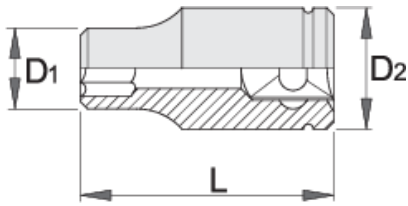
Prednosti:




- na svakom je alatu označena težina alata
- izvedba u skladu s ISO 3315-B (pribor) i ISO 2725-1B (nasadni ključevi)
- Promjena ključeva i pribora je moguća samo uz uporabu za to namjenjenog alata (art. 1111)




- nasadni ključevi i pribor s bočnom rupom

Oprez!

- Zamjena nasadnih ključeva i pribora se mora izvoditi samo uz prethodno osiguranom mjestu



		L	D1	D2	T↑	
626143	10	38	15	22,9	12	53
626144	11	38	16,3	22,9	12	55
626145	12	38	17,9	22,9	12	55
626146	13	38	18,8	22,9	12	56
626147	14	38	19,7	22,9	12	59
626148	15	38	20,4	22,9	12	61
626149	16	38	22,9	21,5	12	57
626150	17	38	24,3	22	12	58
626151	18	38	25,5	23	12	67
626152	19	38	26,8	24	14	72
626153	20	38	28,1	24	14	76
626154	21	38	29,3	25	14	84
626155	22	38	30,4	25	14	86
626156	23	40	31,7	26	14	99
626157	24	42	33,1	28	16	120
626158	27	43	37	30	18	143
626159	30	46	40,7	34	22	204
626160	32	46	43,2	36	22	225
626388	36	46	48	42	22	268
626203	3/8"	38	15	22,9	12	46
626204	7/16"	38	16,3	22,9	12	46
626205	1/2"	38	18,8	22,9	12	50


		L	D1	D2	T↑	
626206	9/16"	38	20,4	22,9	12	50
626207	19/32"	38	20,4	20,7	12	49
626208	5/8"	38	22,9	21,5	12	55
626209	11/16"	38	25,5	23	12	56
626210	3/4"	38	26,8	24	14	59
626211	25/32"	38	27,9	24	14	76
626212	13/16"	38	29,3	25	14	72
626213	7/8"	40	31,7	26	14	89
626214	15/16"	42	33,1	28	16	108
626215	1"	42	35,3	30	16	121
626216	1.1/16"	43	37	30	18	131
626217	1.1/8"	43	39	32	20	160
626218	1.3/16"	46	40,7	34	22	185
626219	1.1/4"	46	43,2	36	22	207

* Slike proizvoda su simbolične. Sve dimenzije su u mm, masa je u g.


upotreba (pictures)




Pričvrstite karabiner na remenu za vezivanje na kopču alata. Kopče su dovoljno velike da drže 2 karabinera.




Karabiner se mora osigurati od otvaranja zatezanjem matice.



Prije skidanja alata s remena, odvrnite maticu na karabineru.



Otkopčajte karabiner na remenu i uklonite alat pričvršćen za uzicu. Alat je sada spreman za rad.



Na slici je prikazan pravilno pričvršćen alat na remenu za vezivanje s kojim koristimo alat.



Pritisnite iglu u rupu s alatom za rastavljanje nasadnog ključa (stavka 1111), te istovremeno uklonite nasadni ključ sa račne i zamijenite nasadni ključ ili nastavak.

Safety tips



- Always change tools in secure areas where there is no risk of falling tools.
- Always use tools with Unior carabiners and never use carabiners with a diameter less than 6mm.
- Tools being used at height should regularly be checked for damage and that there is no damage to lanyards, carabiners, attachment rings or belts.



- Don't use tools without attaching them to your work belt when working at height.
- Don't use and fix damaged tools.
- Don't exceed maximum weight of 2.3kg for individual tools that a worker can attach to their belt.

Safety (pictures)



Frequently asked questions

Can we use a tool for working at height as a normal tool?

A tool for working at height has the same usability as a normal tool, except that a non-removable riveted metal buckle is added to this tool.

Does the stated weight per tool for safe work at height also include the weight of the metal ring?

The weight of the tool marked on the tool, included also weight of metal ring