

Ključ imbus s T-ručicom, za siguran rad na visini

193HX-H



Profili

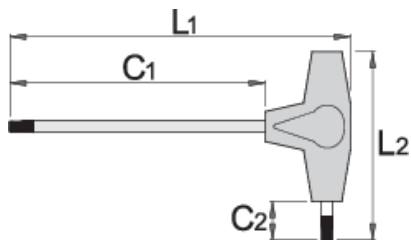


Atributi proizvoda

- materijal: tijelo od Premium krom-vanadij-molibdena, u cjelosti ojačano i zakaljeno
- ručica od polipropilena
- tijelo kromirano, vrh bruniran

Prednosti:

- Rotirajuća metalna kopča je ergonomski oblikovana i sprječava da traka za pričvršćivanje bude namotana.
- na svakom je alatu označena težina alata
- u kopču je moguće učvrstiti dva karabina, što omogućuje sigurnu zamjenu alata
- Alat Unior je prilagođen radu na visini i održava osnovne funkcije alata



Barcode	Hexagon	L1	C1	C2	L2	Weight
626177	2,5	132	100	15	61	13
626178	3	132	100	15	61	16
626180	4	155	125	15	61	24
626182	5	188	150	20	88	56
626183	6	188	150	20	88	74
626184	7	223	175	25	113	128
626185	8	223	175	25	113	198
626186	10	248	200	25	113	233

* Slike proizvoda su simbolične. Sve dimenzije su u mm, masa je u g.


upotreba (pictures)



Pričvrstite karabiner na remenu za vezivanje na kopču alata. Kopče su dovoljno velike da drže 2 karabinera.



Karabiner se mora osigurati od otvaranja zatezanjem matice.



Prije skidanja alata s remena, odvrnite maticu na karabineru.



Otkopčajte karabiner na remenu i uklonite alat pričvršćen za uzicu. Alat je sada spreman za rad.



Na slici je prikazan pravilno pričvršćen alat na remenu za vezivanje s kojim koristimo alat.



Pritisnite iglu u rupu s alatom za rastavljanje nasadnog ključa (stavka 1111), te istovremeno uklonite nasadni ključ sa račne i zamijenite nasadni ključ ili nastavak.

Safety tips

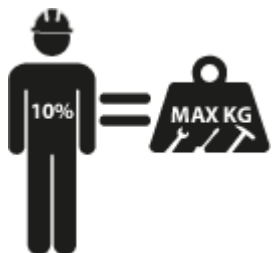
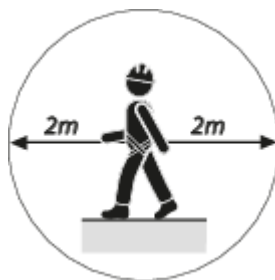


- Always change tools in secure areas where there is no risk of falling tools.
- Always use tools with Unior carabiners and never use carabiners with a diameter less than 6mm.
- Tools being used at height should regularly be checked for damage and that there is no damage to lanyards, carabiners, attachment rings or belts.



- Don't use tools without attaching them to your work belt when working at height.
- Don't use and fix damaged tools.
- Don't exceed maximum weight of 2.3kg for individual tools that a worker can attach to their belt.

Safety (pictures)





Frequently asked questions

Can we use a tool for working at height as a normal tool?

A tool for working at height has the same usability as a normal tool, except that a non-removable riveted metal buckle is added to this tool.

Does the stated weight per tool for safe work at height also include the weight of the metal ring?

The weight of the tool marked on the tool, included also weight of metal ring