

# Cheie reglabila, pentru lucrul in siguranta la inaltime

250/1-H



## Profile

---

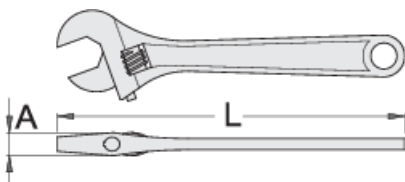









## Caracteristicile produsului

- material:crome vanadium
- forjata, calire si revenire totala
- acoperire cromare conform EN12540
- capete polizate
- cu scala
- in conformitate cu standardul ISO 6787

## Avantaje:

- Greutatea uneltei este marcata pe fiecare in parte




						
626106	200	8"	205	14,4	28	272
626107	250	10"	254	16,9	32	458
626108	300	12"	303,5	19,1	38	709
626109	380	16"	375	23,8	50	1309
626162	450	18"	458,5	26,3	60	1725

\* Imaginea produsului este simbolica. Toate dimensiunile sunt exprimate în mm, greutatea în grame.


## 0 (pictures)



The carabiner on the lanyard is attached to the ring on the tool. The rings on the tools are large enough to accept 2 carabiners.



The carabiner on the lanyard has to be protected against opening using a lock ring.



Before removing the tool from the belt, unscrew the lock ring on the carabiner on the belt.



Open the carabiner on the belt and remove the tool, which is attached to a lanyard, from the carabiner on the belt. The tool is now ready for use.



Correct attachment of the tool to the lanyard. Return the tool to the belt following the steps in reverse order.



Using the socket remover (Article 1111) depress the pin in the hole while removing the socket from the square drive of the ratchet and then switch the socket or extension.

## Safety tips



- Always change tools in secure areas where there is no risk of falling tools.
- Always use tools with Unior carabiners and never use carabiners with a diameter



- Don't use tools without attaching them to your work belt when working at height.
- Don't use and fix damaged tools.

less than 6mm.

● Tools being used at height should regularly be checked for damage and that there is no damage to lanyards, carabiners, attachment rings or belts.

● Don't exceed maximum weight of 2.3kg for individual tools that a worker can attach to their belt.

## Safety (pictures)



## Frequently asked questions

### **Putem folosi un instrument pentru lucrul la înălțime ca un instrument normal?**

Un instrument pentru lucrul la înălțime are aceeași utilitate ca un instrument normal, cu excepția faptului că la acest instrument se adaugă o cataramă metalică nituită nedetașabilă.

### **Greutatea declarată pe unealtă pentru lucrul în condiții de siguranță la înălțime include, de asemenea, greutatea inelului metalic?**

Greutatea instrumentului marcat pe instrument, a inclus, de asemenea, greutatea inelului metalic