

Gereedschapswagen Hercules met BLOCK-systeem

940H2BLOCK



Profielen



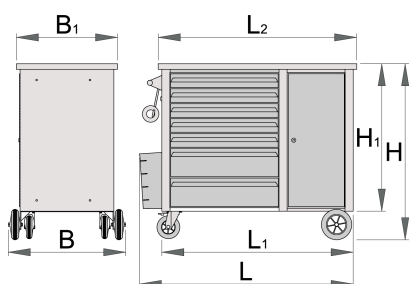
Product attributen



- materiaal: premium PLUS plaatstaal
- central locking system with a lock and folding key
- slot met sleutel inbegrepen en foam-sleutelhanger
- new block safety system, prevents opening of more than one drawer at once. When one drawer is opened, all other drawers are locked and cannot be opened.
- oil and acid resistant casters of a diameter of 125mm, two with brake, which blocks spinning and swiveling of the caster
- full extension drawers with top quality ball-bearing slides

- opening and closing of drawers is very simple due to the uniform solution - drawer handle on the upper side enables users a synchronic grip and opening of a carriage drawer.
- drawers with non-slip interior synthetic lining
- 7 front drawers (5x L 563 x W 365 x H 70mm, 2x L 563 x W 383 x H 150mm)
- basic dimensions with handle and casters L 1182 x W 640 x H 955 mm
- total volume of drawers: 133 litres
- door with lock
- wooden worktop
- static load capacity of carriages without casters: 2300 kg
- dynamic load capacity of carriages: 550 kg
- capacity of front drawers: 45 kg
- drawers compatible with SOS tool trays 1/3, 2/3, 3/3

Voordelen:

- Perforated wall on the back side of the tool carriage allows hanging tools with tool hooks
- As an accessories available also a spray holder for easy storage of sprays up to dia. 68mm, and a back door with a lock




	L	L1	L2	B	B1	H	H1	
626800	1182	1040	1080	640	550	955	800	96200

* Afbeeldingen van producten zijn symbolisch. Alle afmetingen zijn in mm en gewicht in gram. Alle vermelde afmetingen kunnen variëren in tolerantie.

Accessoires



Gereedschaprek voor 940H



Tussenschotjes set 3 stuks voor lage lade 940E en 940EV



Tussenschotjes set 4 stuks voor 940E en 940EV



Bussholder voor 940H



Deur - achter voor 940H



Lege SOS-module voor 940PLUS, 940EM, 940H, 940E en 940EV



Lege SOS-module voor 920PLUS, 940E en 940EV

Onderdelen



Set of locks with keys



Ball-bearing slide for tool carriage with BLOCK system, set of 1 pair



Set of casters

Veiligheidstips



- Lock all your drawers before trying to roll the tool carriage into a new work area.
- Set the brakes on the locking casters after you have rolled the cabinet to your work area.
- Treat your tool carriage, tool chests, or tool boxes with respect.
- Always follow the prescribed max load capacity of individual drawers and the carriage as a whole.
- Always put heavier objects in the bottom drawers
- Always close drawers when not in use.
- Always follow manufacturer manual instructions regarding assembly and repair of your tools.



- Don't open two or more drawers at the same time, there is high chance of it tipping over.
- Don't throw tools into drawer, always put the tools in.
- Don't use an opened drawer as a working surface.
- Don't clean a lacquered surface with a solvent cleaner.
- Don't pull a tool carriage as you won't be able to see where you are headed. Push it in front of you so you can see where you are going.
- Don't stack a tool carriage with too many extra chests or tool trays; it may tip over at the most unexpected time.
- Don't roll a tool carriage with loose tools or parts on top of the carriage.
- Don't roll a tool carriage too quickly; a pot hole in the floor or some hardware on the

floor may cause an accident.

- Don't overload the drawers; if you haven't got room for all of your tools, you need a larger tool carriage.
- Don't open up too many loaded drawers at a time; close each drawer before opening up another. Heavily loaded opened drawers are an invitation to tipping.

Veelgestelde vragen

What does it mean if the tool carriage has the word BLOCK on the item label?

This means that it has a system of guides that makes it impossible to have two drawers open at the same time.