

Klešta BI u SOS ulošku za alat

964/6SOS



Profili

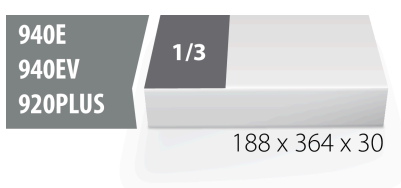





Opis proizvoda

- Dimenzije uloška 188x364x30 mm
- Odgovara fiokama kolica iz serija Eurostyle, Eurovision, Euromotion, Europlus i Hercules (sa prednjim fiokama)

Sadržaj:

- 1 kom kombinovanih klešta (art. 406/1BI), dim. 180 mm
- 1 kom kosih sečica (art. 461/1BI), dim. 160 mm
- 1 kom. pravih špic klešta (art. 508/1BI), dim. 170 mm



Naziv proizvoda	SKU	Artikal	Dimenzije	Količina
Klešta BI u SOS uložku za alat	621058	964/6SOS	-	3
Klešta kombinovana		406/1BI	180	1
Sečice kose		461/1BI	160	1
Klešta špicasta prava		508/1BI	170	1
SOS uložak za BI klešta 964/6SOS		v1964/6SOS	188x364x30	1

* Fotografije proizvoda su simbolične. Sve dimenzije su u mm, a težina u gramima. Sve navedene dimenzije mogu odstupati u granicama tolerancija.

Pravilna upotreba



- Pliers should be oiled regularly. A drop of oil at the hinge will lengthen the tool life and assure easy operation.
- When cutting wire with pliers, you should always wear glasses or goggles.
- Handles are provided for comfort. They are not intended to give user any degree of protection against electric shocks and should never be used on live electric circuits.



- Don't use pliers for cutting hardened wire, unless specifically manufactured for this purpose.
- Don't expose pliers to excessive heat. This may ruin the tool.
- Don't use pliers as a hammer.
- Don't hammer on the handles. They may crack or break.
- Don't extend the length of plier handles to secure greater leverage.
- Don't use pliers on nuts or bolts. A wrench will do a better job and with less risk of damage to the fastener.