

Set de clesti BI in suport SOS

964/6SOS



Profile

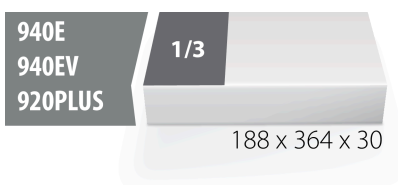





Caracteristicile produsului

- Tool tray dimension: 188 x 364 x 30 mm
- Compatible with drawers of Eurostyle, Eurovision, Euromotion, Europlus and Hercules (front drawers) line

Set includes:

- 1x combination pliers (article 406/1BI) dim. 180
- 1x diagonal cutting nippers (article 461/1BI) dim. 160
- 1x straight long nose pliers with side cutter and pipe grip (article 508/1BI) dim. 170



Denumirea Produsului	SKU	Articol	Dimensiuni	Cantitate
Set de clesti BI in suport SOS	621058	964/6SOS	-	3
Clesti combinati		406/1BI	180	1
Clesti tais lateral		461/1BI	160	1
Clesti cu varfuri semirotonde si tais		508/1BI	170	1
Modul SOS pentru clesti BI		v1964/6SOS	188x364x30	1

* Imaginea produsului este simbolica. Toate dimensiunile sunt exprimate în mm, greutatea în grame.

Safety tips



- Pliers should be oiled regularly. A drop of oil at the hinge will lengthen the tool life and assure easy operation.
- When cutting wire with pliers, you should always wear glasses or goggles.
- Handles are provided for comfort. They are not intended to give user any degree of protection against electric shocks and should never be used on live electric circuits.



- Don't use pliers for cutting hardened wire, unless specifically manufactured for this purpose.
- Don't expose pliers to excessive heat. This may ruin the tool.
- Don't use pliers as a hammer.
- Don't hammer on the handles. They may crack or break.
- Don't extend the length of plier handles to secure greater leverage.
- Don't use pliers on nuts or bolts. A wrench will do a better job and with less risk of damage to the fastener.