

# Partitions for wide drawer cabinet

990WDP



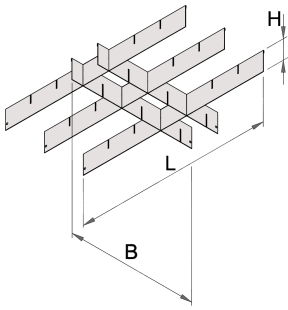
## Profiles



---



## Product features

- material: premium sheet metal



	L	B	H	
625639	558	583	60	1362

\* Images of products are symbolic. All dimensions are in mm, and weight in grams. All listed dimensions may vary in tolerance.

### Usage (pictures)

