

Wooden bench top

990TW

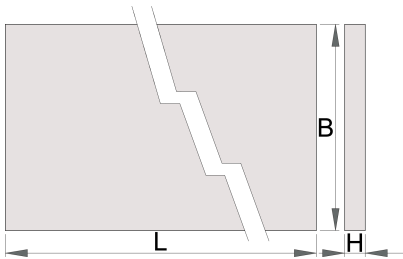




Profiles



Product features

- beech plywood
- protected with environmentally friendly coating



	L	B	H	
625630	1500	750	40	36200
625631	2000	750	40	46200
625632	2500	750	40	61000

* Images of products are symbolic. All dimensions are in mm, and weight in grams. All listed dimensions may vary in tolerance.

Spare parts



Set 4 insert nuts

Related products



Angle wooden bench top



Wooden working plate with stainless steel cover