

# Podesivi držač za fiksiranje na pult ili zid

1693.2S-US



## Profili

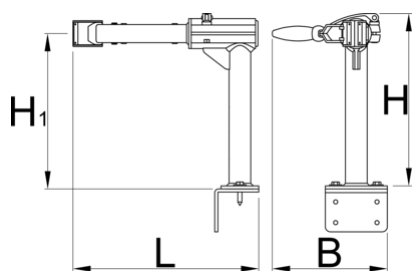
---



## Opis proizvoda

- mogućnost fiksiranja stege na radni pult ili na zid
- za profesionalane korisnike i amatere


- Pogodne za cevi prečnika od min. Ø24 mm do max. Ø40 mm
- Lako dostupan vijak omogućava da podesimo otvor i stezanje čeljusti. Vijak se može okretati rukom bez upotrebe bilo kakvog ključa.



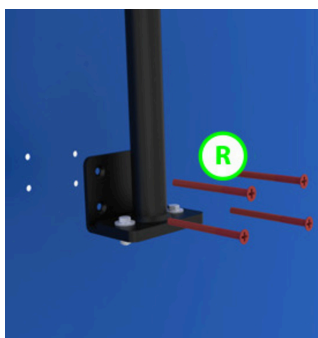
625021	24	38	120	239	313	4200

\* Fotografije proizvoda su simbolične. Sve dimenzije su u mm, a težina u gramima. Sve navedene dimenzije mogu odstupati u granicama tolerancija.

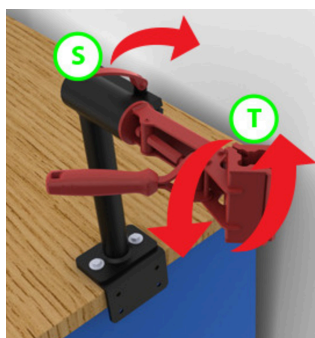
## Upotreba (slike)



Mount stand on wooden bench? To mount the stand on a wooden bench, prepare the holes with drill size 6 mm and use the attached screws (O) as shown on picture.




Mount stand on wall? To mount the stand to the wall, prepare the holes with drill size 10 mm and use attached screw anchors and screws (R).



Adjust jaw angle and clamp bike safely? To adjust the bike stand jaw angle, release lever (S) and adjust/rotate (T).



Adjust opened jaw (U) to seatpost or bike tube. Turn handle (V) until jaw firmly grabs the tube.



To adjust jaw opening, turn the long screw (Z) with hand in needed direction.



Release bike from stand? To release, firmly hold bike frame. Flip handle (Y) to quickly release tube from the jaw.

## Rezervni delovi



Izmenljive gumene obloge za šapu, oble, 2 komada u setu

## Povezani proizvodi



Čeljust za prihvat za montiranje na radni sto ili zid, auto-podesiva