

Stalak za servisiranje bicikala sa
stegom sa podesivim prihvatom i s
fiksnom pločom

1693BS-US

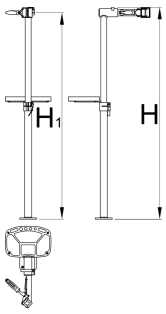


Profili



Atributi proizvoda

- Stalak za servisiranje bicikala sa fiksnom pločom dizajniran je za svakodnevnu upotrebu u servisnim radionicama
- Ploča je ergonomskog oblika, nosivosti 30 kg što omogućava servisiranje i težih bicikala.
- Pogodno za cijevi promjera od min Ø24 mm do max. Ø40 mm.
- težina stalka je 36 kg
- Izmjenjive obloge prihvata, art. 1693.11



| | | | | | | |
|--------|-----|------|-----|-----|------|-------|
| | | | | | | |
| 625013 | 985 | 1570 | 726 | 572 | 1700 | 38800 |

* Slike proizvoda su simbolične. Sve dimenzije su u mm, masa je u g.


upotreba (pictures)




Adjust bike stand height? To adjust the bike stand height, release the lever (C) and adjust the top tube (D).



Adjust jaw angle and clamp bike safely? To adjust the bike stand jaw angle, release lever (F) and adjust/rotate (E).



Adjust opened jaw (G) to the seatpost or bike tube. Turn handle (H) until jaw firmly grabs the tube.



To adjust the jaw opening, turn the long screw (Z) with hand in needed direction as shown on picture.



Release bike safely from stand? To release, firmly hold bike frame. Flip handle (I) to quickly release tube from the jaw.



To mount the stand without fixed plate to the floor or ceiling, use appropriate screw anchors and screws (P) according to the floor/ceiling material, as shown on picture. Screws and screw anchors are not included.