

Kaçavidë e rrafshtë "SLIM" me izolim VDETBI

604VDETBI



Profiles



Standards

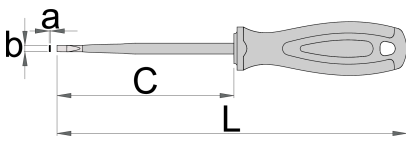
DIN EN IEC 60900 (VDE 0682-201):2019-04; EN IEC 60900:2018



Product features

- teh: çeliku krom-molibden vanadium-, thekur tërësisht dhe nevrik
- pik nxirë
- trajtuar: formë ergonomik
- tre komponent material
- varur vrimë
- bërë sipas standardit DIN EN IEC 60900 (VDE 0682-201):2019-04; EN IEC 60900:2018

Avantazhet:

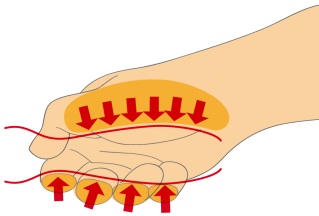
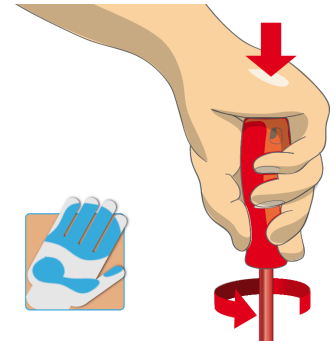
- Modeli me teh të pakta
- Edhe pse e tehut të pakta , kaçavidë mundëson të njëjtën funksionalitetit dhe sigurinë , duke punuar si kaçavidë zakonshme izoluar
- blade pakta mundëson punën në vështirë për të arritur vende



	axb	C	L	
624063	0.6 x 3.5	100	185	37
624064	0.8 x 4.0	100	185	39
624065	1.0 x 5.5	125	225	74

* Imazhet e produkteve janë simbolike. Të gjitha dimensionet janë në mm, pesha në gram. Të gjitha dimensionet e listuara mund të ndryshojnë në tolerancë.

Usage (pictures)



Safety tips



- Use a screw holding screwdriver to get screws started in awkward, hard-to-reach areas.
- Use a stubby screwdriver in close quarters where a conventional screwdriver cannot be used.
- A rounded tip should be redressed with a file; make sure edges are straight.
- Screwdrivers used in the shop are best stored in a rack. This way, the proper



- Don't use pliers on the handle of a screwdriver to get extra turning power. A wrench should only be used on the square shank or bolster of a screwdriver that is especially designed for that purpose.
- Don't expose a screwdriver blade to excessive heat as it may reduce the hardness of the blade.
- Don't use a screwdriver with a split or broken handle.

selection of the right screwdriver can be quickly made.

- Keep the screwdriver handle clean; a greasy handle is apt to cause accidents.
- A screwdriver should never be used as pry bar. If it is overstressed in this manner, the blade might break and send a particle of steel into the operator's arm or even towards his eyes.
- VDE tools that have several parts, have to be assembled correctly before use.
- When working with VDE tools avoid contact with water.

- Don't use a regular screwdriver to check a storage battery or to determine if an electrical circuit is live.

- Don't use tools that shows sign of wear and have the second layer of plastic visible.