

Kombinált fogó

406/1BI



Profilok

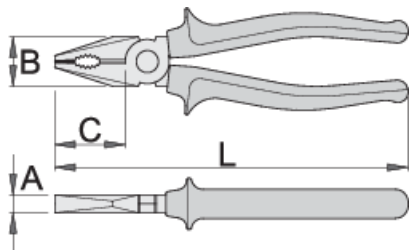


Szabványok

ISO 5746

Termékjellemzők

- anyaga: Premium Plus szénacél
- kovácsolt, teljes anyagában nemesített
- vágóélek indukciósan edzettek
- fej polírozott
- felületkezelés: krómozott, ISO 1456:2009 szabvány szerint
- megerősített, kétkomponensű markolat
- markolaton kidomborodó UNIORD márkajelzés
- ISO 5746 szabvány szerint



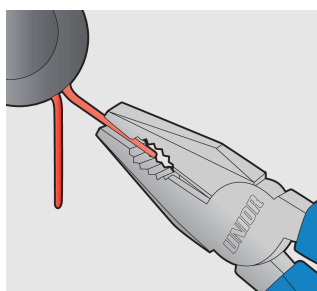
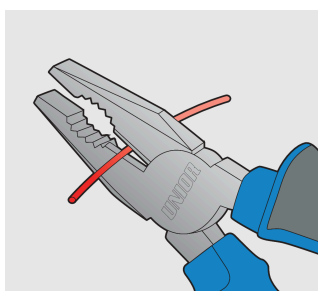
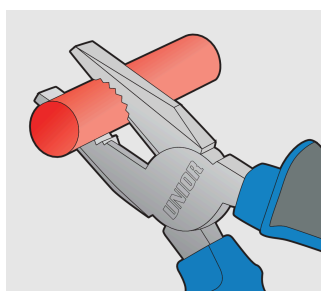
Barcode	L	B	C	A	Weight
607870	160	24	35	9.5	224
607871	180	27	38	10	274
607872	200	29	41	10.5	341
608354	220	32	47	11	421

vágási képesség (10 N = 1 kg)

Barcode	L	max 1600 N/mm ² Ø↑	max 650 N/mm ² Ø↑
607870	160	1,6	2,0
607871	180	1,8	2,5
607872	200	2,0	2,5
608354	220	2,0	3,0

* A termékeképek illusztrációk. Minden feltüntetett méret milliméterben, a tömegek grammokban. Az összes feltüntetett méret eltérhet a toleranciának megfelelően.

Használat (pictures)



Safety tips



● Pliers should be oiled regularly. A drop of oil at the hinge will lengthen the tool life and assure easy operation.



● Don't use pliers for cutting hardened wire, unless specifically manufactured for this purpose.

- When cutting wire with pliers, you should always wear glasses or goggles.
- Handles are provided for comfort. They are not intended to give user any degree of protection against electric shocks and should never be used on live electric circuits.
- Don't expose pliers to excessive heat. This may ruin the tool.
- Don't use pliers as a hammer.
- Don't hammer on the handles. They may crack or break.
- Don't extend the length of plier handles to secure greater leverage.
- Don't use pliers on nuts or bolts. A wrench will do a better job and with less risk of damage to the fastener.

Frequently asked questions

The head profile on the screw has deformed to such an extent that it cannot be unscrewed with a screwdriver. Which Unior tool can be used in this case?

407/4DP screw pliers are the best choice for unscrewing screws with a damaged head profile.