

# Combinatietang

405/4G



## Profielen

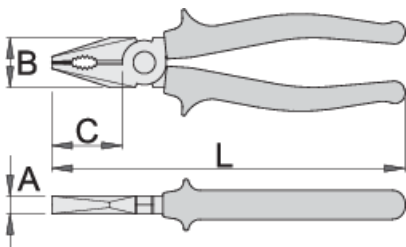




## Standaard

DIN ISO 5746


## Product attributen

- materiaal: premium plus carbonstaal
- drop forged, entirely hardened and tempered
- cutting edges induction hardened
- head surface finish: finely ground
- surface finish: phosphated to standard ISO 9717
- heavy duty plastic handles
- made according to standard ISO 5746



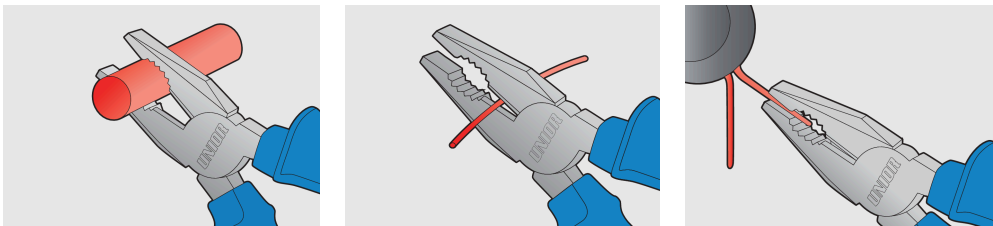
	L	B	C	A	
608668	160	24	35	9.5	224
608669	180	27	38	10	273
608670	200	29	41	10.5	351

knipcapaciteit (10N=1kg)

	L	max 1600 N/mm <sup>2</sup> Ø↑	max 650 N/mm <sup>2</sup> Ø↑
608668	160	1,6	2,0
608669	180	1,8	2,5
608670	200	2,0	2,5

\* Afbeeldingen van producten zijn symbolisch. Alle afmetingen zijn in mm en gewicht in gram. Alle vermelde afmetingen kunnen variëren in tolerantie.

## Gebruik (Afbeeldingen)



## Veiligheidstips



- Pliers should be oiled regularly. A drop of oil at the hinge will lengthen the tool life and assure easy operation.
- When cutting wire with pliers, you should always wear glasses or goggles.
- Handles are provided for comfort. They are not intended to give user any degree of protection against electric shocks and should never be used on live electric circuits.



- Don't use pliers for cutting hardened wire, unless specifically manufactured for this purpose.
- Don't expose pliers to excessive heat. This may ruin the tool.
- Don't use pliers as a hammer.
- Don't hammer on the handles. They may crack or break.
- Don't extend the length of plier handles to secure greater leverage.
- Don't use pliers on nuts or bolts. A wrench will do a better job and with less risk of damage to the fastener.