

Kliješta kombinirana

405/4G



Profili

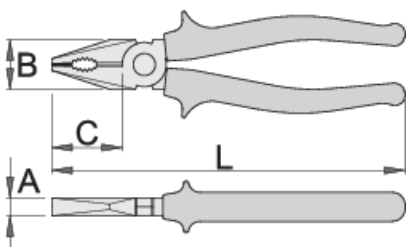




Standardi

ISO 5746

Atributi proizvoda

- materijal: Premium plus alatni čelik
- kovana, potpuno poboljšana i ojačana
- rezni rubovi induktivno kaljeni
- završna obrada čeljusti: fino brušenje
- završna obrada: fosfatiranje po standardu DIN12476
- robusne plastične navlake za ručke
- izrađena prema standardu ISO 5746



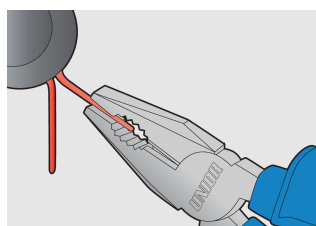
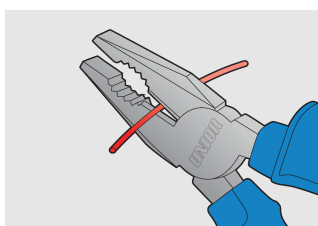
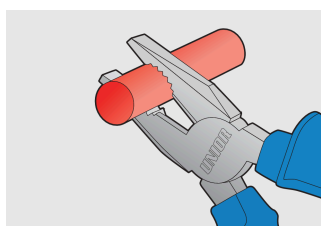
	L	B	C	A	
608668	160	24	35	9.5	224
608669	180	27	38	10	273
608670	200	29	41	10.5	351

sposobnost rezanja (10N=1kg)

	L	max 1600 N/mm ² Ø↑	max 650 N/mm ² Ø↑
608668	160	1,6	2,0
608669	180	1,8	2,5
608670	200	2,0	2,5

* Slike proizvoda su simbolične. Sve dimenzije su u mm, masa je u g.

Upotreba (pictures)



Safety tips



- Pliers should be oiled regularly. A drop of oil at the hinge will lengthen the tool life and assure easy operation.
- When cutting wire with pliers, you should always wear glasses or goggles.
- Handles are provided for comfort. They are not intended to give user any degree of protection against electric shocks and should never be used on live electric circuits.



- Don't use pliers for cutting hardened wire, unless specifically manufactured for this purpose.
- Don't expose pliers to excessive heat. This may ruin the tool.
- Don't use pliers as a hammer.
- Don't hammer on the handles. They may crack or break.
- Don't extend the length of plier handles to secure greater leverage.
- Don't use pliers on nuts or bolts. A wrench will do a better job and with less risk of damage to the fastener.