


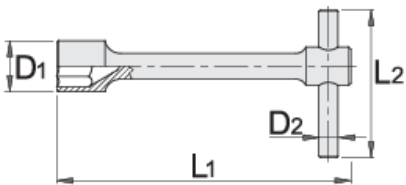
212/2






配置文件



- 材料：□□□
- 落□，完全淬火与回火
- 表面□理：根据ISO 1456:2009□□□□
- 根据ISO DIN3112□□□□



		L1	D1	L2	D2	
600786	19	280	28	300	12	800
600788	24	315	33	400	14	1280

		L1	D1	L2	D2	
600789	27	355	38	400	20	2220
600790	30	425	42	400	20	2450
600791	32	430	47,5	400	20	2815

* Images of products are symbolic. All dimensions are in mm, and weight in grams. All listed dimensions may vary in tolerance.