

SOS alet tepsisinde anahtar ve tornavida takımı

964/46SOS



Profiles



Product features

- Tool tray dimension: 564 x 364 x 30 mm
- Compatible with drawers of Eurostyle, Eurovision, Euromotion, Europlus and Hercules (front drawers) line



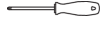


Set includes:

- 17x long combination wrench (article 120/1) dim. 6, 7, 8, 9, 10, 11, 12, 13, 14, 15, 16, 17, 18, 19, 21, 22, 24
- 9x hex wrench (article 220/3) dim. 1.5, 2, 2.5, 3, 4, 5, 6, 8, 10 on plastic clip
- 6x flat screwdriver TBI (article 605TBI) dim. 0.4x2.5x75, 0.5x3.0x80, 0.6x3.5x100, 0.8x4.0x100, 1.2x6.5x150, 1.2x8.0x175
- 2x crosstip (PH) screwdriver TBI (article 615TBI) dim. PH 1x80, PH 2x100
- 1x stubby flat screwdriver TBI (article 627TBI) dim. 1.0x5.5x25
- 1x stubby crosstip (PH) screwdriver TBI (article 626TBI) dim. PH 2x25

940E
940EV
920PLUS

3/3

564 x 364 x 30

Product name	SKU	Article	Dimensions	Quantity
SOS alet tepeesinde anahtar ve tornavida takımı	623987	964/46SOS	-	36
Kombine anahtar, uzun tip		120/1	6, 7, 8, 9, 10, 11, 12, 13, 14, 15, 16, 17, 18, 19, 21, 22, 24	17
Plastik klipste somun anahtarı takımı		220/3PH		1
Düz tornavida TBI		605TBI	0.4 x 2.5x75, 0.5 x 3.0x80, 0.6 x 3.5x100, 0.8 x 4.0x100, 1.2 x 6.5x150, 1.2 x 8.0x175	6
Yıldız (PH) tornavida TBI		615TBI	PH 1x80, PH 2x100	2
Topaç düz tornavida TBI		627TBI	1.0 x 5.5x25	1
Topaç yıldız (PH) tornavida TBI		626TBI	PH 2x25	1
964/46SOS için SOS alet tepeesi		VL964/46SOS	564x364x30	1

* Ürünlerin resimleri semboliktir. Bütün boyutlar mm ve ağırlık gram cinsindedir.

Safety tips



- Use a screw holding screwdriver to get screws started in awkward, hard-to-reach areas.
- Use a stubby screwdriver in close quarters where a conventional screwdriver cannot be used.
- A rounded tip should be redressed with a file; make sure edges are straight.
- Screwdrivers used in the shop are best stored in a rack. This way, the proper selection of the right screwdriver can be quickly made.
- Keep the screwdriver handle clean; a greasy handle is apt to cause accidents.



- Don't use pliers on the handle of a screwdriver to get extra turning power. A wrench should only be used on the square shank or bolster of a screwdriver that is especially designed for that purpose.
- Don't expose a screwdriver blade to excessive heat as it may reduce the hardness of the blade.
- Don't use a screwdriver with a split or broken handle.
- Don't use a regular screwdriver to check a storage battery or to determine if an electrical circuit is live.

- A screwdriver should never be used as pry bar. If it is overstressed in this manner, the blade might break and send a particle of steel into the operator's arm or even towards his eyes.