

Set i çelsave dhe kaçavidave ne SOS sirtar

964/46SOS



Profiles



Product features

- Dimensionet e futjes: 564 x 364 x 30 mm
- Për sirtarët e karrocave Eurostyle, Eurovision, Euromotion, Europlus dhe Hercules (mbajtëse përpara)






Seti përfshin:

- 17 copë. çelësa të gjatë në formë piruni (art. 120/1), dim. 6, 7, 8, 9, 10, 11, 12, 13, 14, 15, 16, 17, 18, 19, 21, 22, 24
- 9 x Çelësa heksagonal në mbajtëse plastike (art. 220/3), dim. 1,5, 2, 2,5, 3, 4, 5, 6, 8, 10 mm
- 6 copë. i kaçavidave të sheshta me dorezë TBI (art. 605TBI), dim. 0,4x2,5x75, 0,5x3,0x80, 0,6x3,5x100, 0,8x4,0x100, 1,2x6,5x150, 1,2x8,0x175
- 2 copë. Kaçavida Phillips me dorezë TBI (art. 615TBI), dim. PH 1x80, PH 2x100
- 1 pc. kaçavidë e shkurtër e sheshtë (art. 627TBI), dim. 1.0x5.5x25
- 1 pc. kaçavidë e shkurtër Phillips (art. 626 TB)

940E
940EV
920PLUS

3/3

564 x 364 x 30

Product name	SKU	Article	Dimensions	Quantity
Set i çelsave dhe kaçavidave ne SOS sirtar	623987	964/46SOS	-	36
Çelës I kombinuar,I hapur dhe I mbyllur I gjatë		120/1	6, 7, 8, 9, 10, 11, 12, 13, 14, 15, 16, 17, 18, 19, 21, 22, 24	17
Set imbus , në kuti plastike		220/3PH		1
Kaçavidë e rrafshhtë TBI		605TBI	0.4 x 2.5x75, 0.5 x 3.0x80, 0.6 x 3.5x100, 0.8 x 4.0x100, 1.2 x 6.5x150, 1.2 x 8.0x175	6
Kaçavidë kryq (PH) TBI		615TBI	PH 1x80, PH 2x100	2
Kaçavidë i rrafshët TBI,i shkurtë		627TBI	1.0 x 5.5x25	1
Kaçavidë plus (PH) TBI i shkurtë		626TBI	PH 2x25	1
SOS mjet tabaka për 964/46SOS		VL964/46SOS	564x364x30	1

* Imazhet e produkteve janë simbolike. Të gjitha dimensionet janë në mm, pesha në gram.Të gjitha dimensionet e listuara mund të ndryshojnë në tolerancë.

Safety tips



- Use a screw holding screwdriver to get screws started in awkward, hard-to-reach areas.
- Use a stubby screwdriver in close quarters where a conventional screwdriver cannot be used.
- A rounded tip should be redressed with a file; make sure edges are straight.
- Screwdrivers used in the shop are best stored in a rack. This way, the proper selection of the right screwdriver can be quickly made.
- Keep the screwdriver handle clean; a greasy handle is apt to cause accidents.



- Don't use pliers on the handle of a screwdriver to get extra turning power. A wrench should only be used on the square shank or bolster of a screwdriver that is especially designed for that purpose.
- Don't expose a screwdriver blade to excessive heat as it may reduce the hardness of the blade.
- Don't use a screwdriver with a split or broken handle.
- Don't use a regular screwdriver to check a storage battery or to determine if an electrical circuit is live.

- A screwdriver should never be used as pry bar. If it is overstressed in this manner, the blade might break and send a particle of steel into the operator's arm or even towards his eyes.