


# Zapasowe szczęki do 721/6 i 721Q/6

722.1/7





## Profile



## Cechy produktu

- materiał: stal węglowa premium plus
- kute, całkowicie utwardzane i odpuszczone
- zestaw 2 sztuk

|  | B   |  |
|------------------------------------------------------------------------------------|-----|---------------------------------------------------------------------------------------|
| 623083                                                                             | 80  | 138                                                                                   |
| 619020                                                                             | 125 | 378                                                                                   |
| 619021                                                                             | 150 | 1030                                                                                  |
| 619023                                                                             | 200 | 1365                                                                                  |

\* Przedstawiony wygląd produktu jest orientacyjny. Wszystkie wymiary są w mm, podana waga w gramach

## Wskazówki bezpieczeństwa



- Avoid clamping with heavy pressure on the corner of the vice jaws as it may break off a corner of a jaw.
- Replace a bent handle as soon as possible.
- Use bolts in all of the holes in the base of the vice.
- Use lock washers under the nuts.
- When work is held in a vice for sawing, saw as close to the jaws as possible to prevent vibrations. Be careful not to cut into the jaws.
- When clamping extra long work, support the far end of work rather than putting extra pressure on the vice.
- Regularly lightly oil all moving parts.
- If the threaded part of the vice is exposed, keep it free of chips and dirt.
- Discard any vice that exhibits the slightest hairline fracture.
- Always use a vice large enough to hold the work without strain.



- Don't use the jaws of a vice as an anvil.
- Never use an extension handle for extra clamping pressure.
- Never pound on the handle to tighten beyond hand pressure.
- Never try to repair a vice by welding or brazing.
- Don't try to bend a heavy rod in a light vice.