

Lokma 3/4"

197/1 6p



Profiles

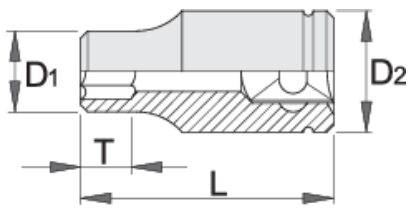





Standards




ISO 2725-1

Product features

- malzeme: krom molibden
- sıcak dövme, tamamen sertleştirilmiş ve temperlenmiş
- yüzey bitirme: ISO 1456:2009 standardına göre krom kaplamalı
- cilalı
- tork: DIN 899 E grubu
- ISO 2725-1 standardına göre yapılmıştır (yalnızca metrik boyut)



		D1	D2	L	T	
619698	19	29,2	33	50	14	175
602723	22	32.2	36	50	14	220
602724	23	33.2	36	50	14	221
602725	24	34.2	36	51	16	230
602726	26	37	36	52	16,5	230
602727	27	38	36	52	22	239
602728	28	39,5	36	52	22	242
619702	29	40,5	36	52	22	270
602729	30	42	36	54	24	273
602730	32	44	36	56	26	295
602731	34	47	36	56	26	347
619701	35	48	38	58	26	401
602732	36	50	38	58	28	400
602733	38	52	38	60	28	488
602734	41	56	40	64	30	502
602735	46	62	42	66	32	621
602736	50	68	42	70	34	708
617527	55	74	45	76	38	914
603135	60	80	45	78	42	1105
609383	7/8"	32.2	36	50	14	220
609384	15/16"	34.2	36.2	51	16.5	231
609385	1"	37	36	52	16	234
609386	1.1/16"	38	36	52	22	224
609387	1.1/8"	40	38	52	22	265
609388	1.1/4"	44	38	56	24	313
609390	1.3/8"	48	42	58	26	406

		D1	D2	L	T	
609391	1.7/16"	50	42	58	28	415
609392	1.1/2"	52	45	60	28	414
609393	1.5/8"	56	45	64	30	572
609394	1.11/16"	58	45	65	32	595
609396	1.7/8"	64	48	70	34	741
609397	2"	68	48	72	36	842

* Ürünlerin resimleri semboliktir. Bütün boyutlar mm ve ağırlık gram cinsindedir.

Frequently asked questions

I attached the socket wrench to the pneumatic tool and the wall cracked. What could be wrong?

When working with pneumatic screwdrivers, you must use an impact socket wrench.