

# Ključ nasadni 3/4"

197/1 6p



## Profili

---



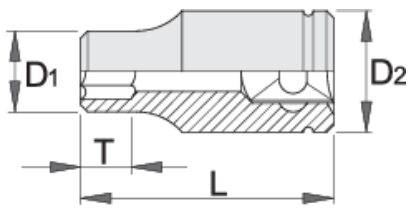
## Standardi




---




ISO 2725-1

## Atributi proizvoda

- materijal: krom-molibden
- kovan, u cijelosti ojačan i zakaljen
- kromirani (ISO 1456:2009)
- poliran
- obrtni moment: DIN 899 opseg E
- izrađeni prema standardu ISO 2725-1 (samo metričke dimenzije)



|  |  | D1   | D2   | L  | T    |  |
|--|---|------|------|----|------|---|
| 619698   | 19  | 29,2 | 33   | 50 | 14   | 175   |
| 602723   | 22  | 32.2 | 36   | 50 | 14   | 220   |
| 602724   | 23  | 33.2 | 36   | 50 | 14   | 221   |
| 602725   | 24  | 34.2 | 36   | 51 | 16   | 230   |
| 602726   | 26  | 37   | 36   | 52 | 16,5 | 230   |
| 602727   | 27  | 38   | 36   | 52 | 22   | 239   |
| 602728   | 28  | 39,5 | 36   | 52 | 22   | 242   |
| 619702   | 29  | 40,5 | 36   | 52 | 22   | 270   |
| 602729   | 30  | 42   | 36   | 54 | 24   | 273   |
| 602730   | 32  | 44   | 36   | 56 | 26   | 295   |
| 602731   | 34  | 47   | 36   | 56 | 26   | 347   |
| 619701   | 35  | 48   | 38   | 58 | 26   | 401   |
| 602732   | 36  | 50   | 38   | 58 | 28   | 400   |
| 602733   | 38  | 52   | 38   | 60 | 28   | 488   |
| 602734   | 41  | 56   | 40   | 64 | 30   | 502   |
| 602735   | 46  | 62   | 42   | 66 | 32   | 621   |
| 602736   | 50  | 68   | 42   | 70 | 34   | 708   |
| 617527   | 55  | 74   | 45   | 76 | 38   | 914   |
| 603135   | 60  | 80   | 45   | 78 | 42   | 1105  |
| 609383   | 7/8"  | 32.2 | 36   | 50 | 14   | 220   |
| 609384   | 15/16"  | 34.2 | 36.2 | 51 | 16.5 | 231   |
| 609385   | 1"  | 37   | 36   | 52 | 16   | 234   |
| 609386   | 1.1/16"   | 38   | 36   | 52 | 22   | 224   |
| 609387   | 1.1/8"  | 40   | 38   | 52 | 22   | 265   |
| 609388   | 1.1/4"  | 44   | 38   | 56 | 24   | 313   |
| 609390   | 1.3/8"  | 48   | 42   | 58 | 26   | 406   |

|  |  | D1 | D2 | L  | T  |  |
|---|--|----|----|----|----|--|
| 609391  | 1.7/16"  | 50 | 42 | 58 | 28 | 415  |
| 609392  | 1.1/2"   | 52 | 45 | 60 | 28 | 414  |
| 609393  | 1.5/8"   | 56 | 45 | 64 | 30 | 572  |
| 609394  | 1.11/16"   | 58 | 45 | 65 | 32 | 595  |
| 609396  | 1.7/8"   | 64 | 48 | 70 | 34 | 741  |
| 609397  | 2"   | 68 | 48 | 72 | 36 | 842  |

\* Slike proizvoda su simbolične. Sve dimenzije su u mm, masa je u g.

## Frequently asked questions

**I attached the socket wrench to the pneumatic tool and the wall cracked. What could be wrong?**

When working with pneumatic screwdrivers, you must use an impact socket wrench.