

Pneumatische slijpmachine

1510



Profielen



Product attributen

- free speed 10000 revolution per minutes
- maximum air pressure : 6,2 Bar
- air consumption 212 l/min
- air inlet 1/4"
- Velcro sander pad

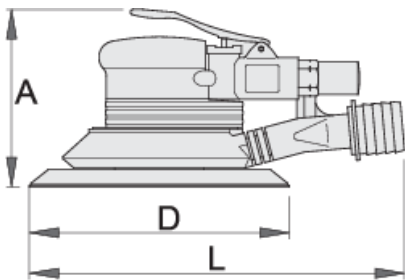
Voordelen:



- the ergonomic shape of the handle enables good grip and prevents gliding
- suitable for lefthanders as well as for right-handers
- silent and powerful drive
- handy on/off switch
- exhaustion of parts into a bag for a cleaner workplace
- flexible and robust pipe for cleaning dust

- it does not leave edges on the working platform
- better work conditions due to minimal vibrations
- extreme power based on its weight (1.2 kg)

Gebruik:

- vehicle workshops
- preparation of different working platforms for further process
- ideal for grinding construction steel, metals and wood
- The basis of sander is VELCRO™ system which is: quick, simple and safe to mount and unmount various sander pads. This system is being used for various occasions - the best known example is training shoes with VELCRO™ fastening.



	Nº	L	A	D	
617733	2.5	220	105	150	1600
617713	5	220	105	150	1615

* Afbeeldingen van producten zijn symbolisch. Alle afmetingen zijn in mm en gewicht in gram. Alle vermelde afmetingen kunnen variëren in tolerantie.

Gebruik (Afbeeldingen)

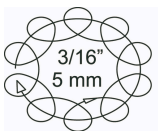


Foto (Afbeeldingen)



Accessoires



Koppeling, man



Koppeling, man



Koppeling, vrouw



Koppeling, vrouw



Pneumatische filterdrukregelaar en olieverniveelaar 3/8"



Pneumatische filterdrukregelaar en olieverniveelaar 1/2"



Spiraalslang

Veiligheidstips



- The pressure in the tool during the operation has to be at least 6.2 bar for the tool to work properly.
- Regularly clean and dry the air filters and inlet air supply.
- Always use clean and dry air with the correct mixture of oil, for maximum tool life.



- Always disconnect tools not in use from the air supply.

- Check the joints and ensure that the tubes and other equipment are not damaged before use.
- All tools should be gently oiled prior to being stored.
- Always store pneumatic tools in dry places away from water.
- Always use original spare parts.
- Repairs can be performed only by authorised staff people authorised by Unior d.d.