

# Pneumatic sander

1510



## Profiles



## Product features

- free speed 10000 revolution per minutes
- maximum air pressure : 6,2 Bar
- air consumption 212 l/min
- air inlet 1/4"
- Velcro sander pad

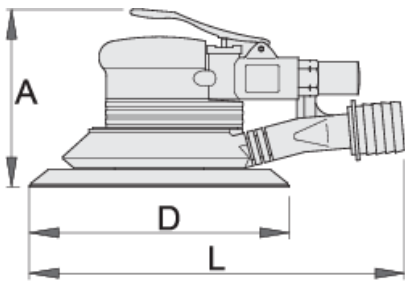
## Advantages:



- the ergonomic shape of the handle enables good grip and prevents gliding
- suitable for lefthanders as well as for right-handers
- silent and powerful drive
- handy on/off switch
- exhaustion of parts into a bag for a cleaner workplace
- flexible and robust pipe for cleaning dust

- it does not leave edges on the working platform
- better work conditions due to minimal vibrations
- extreme power based on its weight (1.2 kg)

### Usage:


- vehicle workshops
- preparation of different working platforms for further process
- ideal for grinding construction steel, metals and wood
- The basis of sander is VELCRO™ system which is: quick, simple and safe to mount and unmount various sander pads. This system is being used for various occasions - the best known example is training shoes with VELCRO™ fastening.



	Nº	L	A	D	
617733	2.5	220	105	150	1600
617713	5	220	105	150	1615

\* Images of products are symbolic. All dimensions are in mm, and weight in grams. All listed dimensions may vary in tolerance.

### Usage (pictures)



## Photo (pictures)



## Accessories



Coupling, male part



Coupling, male part



Coupling, female part



Coupling, female part



Pneumatic filter regulator and lubricator 3/8"



Pneumatic filter regulator and lubricator 1/2"



Spiral pneumatic hose

## Safety tips



- The pressure in the tool during the operation has to be at least 6.2 bar for the tool to work properly.
- Regularly clean and dry the air filters and inlet air supply.
- Always use clean and dry air with the correct mixture of oil, for maximum tool life.



- Always disconnect tools not in use from the air supply.

- Check the joints and ensure that the tubes and other equipment are not damaged before use.
- All tools should be gently oiled prior to being stored.
- Always store pneumatic tools in dry places away from water.
- Always use original spare parts.
- Repairs can be performed only by authorised staff people authorised by Unior d.d.