

可 扳手

250/1AP



配置文件

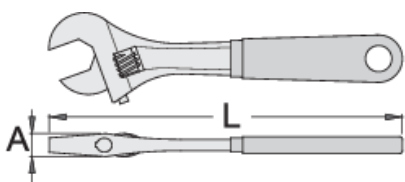
Premium 






□□

DIN 3117, ISO 6787

□□□□

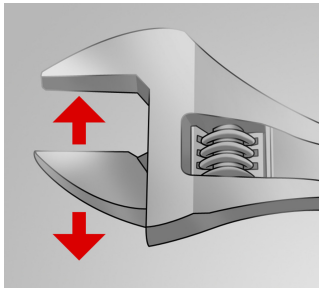
- 材料：□□□
- 落□，完全淬火与回火
- 表面□理：根据ISO 1456:2009□□□□
- □□□□
- □□□
- 双□浸塑塑料手柄
- 根据□准ISO 6787生□



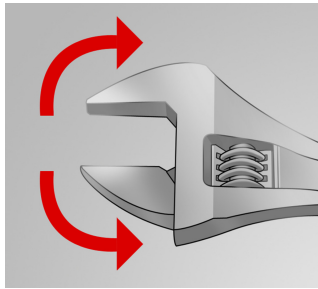
			L	A		
617246	200	8"	205	15	24	280
617247	250	10"	255	17	27	490
617248	300	12"	305	20	34	785
617249	380	16"	385	26	41	1395

* Images of products are symbolic. All dimensions are in mm, and weight in grams. All listed dimensions may vary in tolerance.

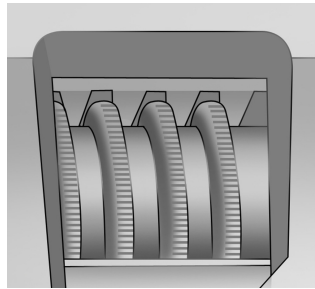
用途 (pictures)



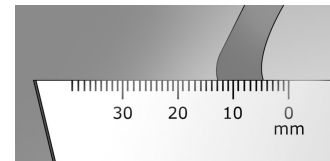
The adjustable jaw



The wrench sustains both directions of rotation



Toothed adjustable screw



Measuring scale

Photo (pictures)



配件



可替换扳手250/1、250/1A的替换零件

Safety tips



● Discard any wrench with a spread or damaged fixed jaw or a bent handle



Safety (pictures)

