






可□扳手250/1、250/1A的□用零件

250.1/1



配置文件



|  |  |  |  |
|--|---|---|---|
| 611978 | 100 | 4" | 16 |
| 611979 | 150 | 6" | 30 |
| 602070 | 200 | 8" | 55 |
| 602071 | 250 | 10" | 95 |
| 602072 | 300 | 12" | 123 |
| 602073 | 380 | 16" | 224 |
| 602069 | 450 | 18" | 320 |



615149



600



24"



511

* Images of products are symbolic. All dimensions are in mm, and weight in grams. All listed dimensions may vary in tolerance.

Safety tips



- Discard any wrench with a spread or damaged fixed jaw or a bent handle