

可调节扳手

250/1



配置文件

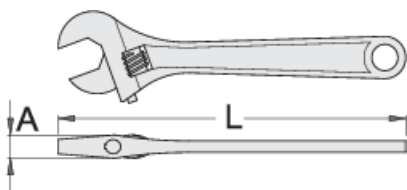


□□

ISO 6787

□□□□

- 材料: □□□□□□
- 落□, 完全淬火与回火
- 表面□理: 根据ISO 1456:2009□□□□□
- □□□□
- □□□
- 根据□准ISO 6787生□



611917



100



4"

L

108.4

A






10.5



13

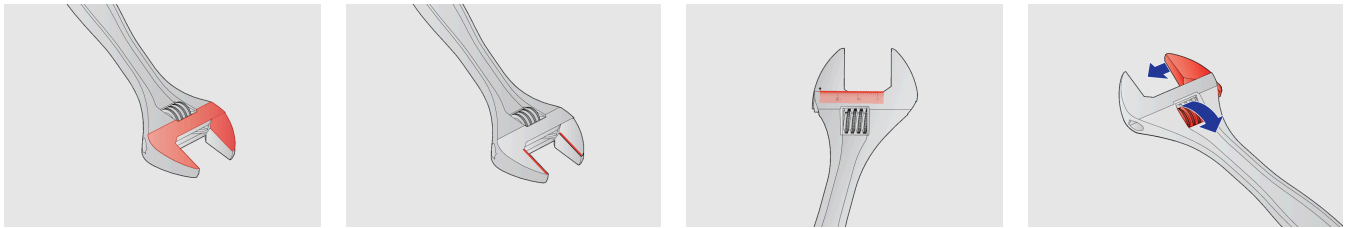


61

			L	A		
611918	150	6"	157.4	13	19	133
601016	200	8"	205.9	15	24	243
601017	250	10"	255.5	17	27	439
601018	300	12"	306.1	20	34	702
601019	380	16"	383	26	41	1315
605113	450	18"	460.5	32	48	1730
615148	600	24"	612.3	36	57	3240

* Images of products are symbolic. All dimensions are in mm, and weight in grams. All listed dimensions may vary in tolerance.

用途 (pictures)



配件



可替换扳手250/1、250/1A的配件

Safety tips



● Discard any wrench with a spread or damaged fixed jaw or a bent handle

Safety (pictures)

