

半月梅花扳手

200/2

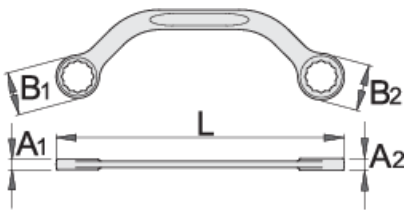





配置文件



□□□□

- 材料：□□□
- 落□，完全淬火与回火
- 表面□理：根据ISO 1456:2009□□□□



		L	B1	B2	A1	A2	
600671	11 x 13	150	16.5	19	7	8.5	54
600672	13 x 17	185	19.2	24.2	8.7	10.3	99
600673	14 x 17	185	20.5	24.2	8.7	10.3	104
600674	15 x 16	185	21.6	23.6	8.7	10.3	104
600676	19 x 22	230	27.2	31.8	10	11.5	178

* Images of products are symbolic. All dimensions are in mm, and weight in grams. All listed dimensions may vary in tolerance.

用途 (pictures)

