

Set i çelsave të thethësisë të izoluara VDETBI me dorezë në kuti kartoni

629CS6VDETBI




Profiles



Product features

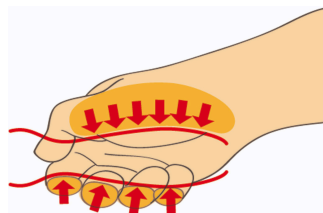
Seti përfshin:

- 6x Çeles kendor i izoluar me dorezë VDE TBI (artikull 629VDETBI) me nr. 5.5, 6, 7, 8, 10, 13

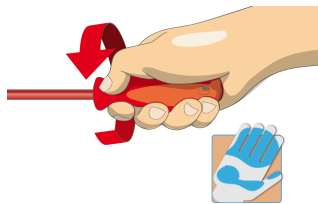
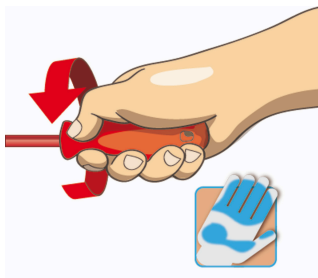
Product name	SKU	Article	Dimensions	Quantity
Set i çelsave të thethësisë të izoluara VDETBI me dorezë në kuti kartoni	617050	629CS6VDETBI	5.5 - 13	6
Çelës i izoluar ne thethësi me dorezë VDETBI		629VDETBI	5.5, 6, 7, 8, 10, 13	6

* Imazhet e produkteve janë simbolike. Të gjitha dimensionet janë në mm, pesha në gram. Të gjitha dimensionet e listuara mund të ndryshojnë në tolerancë.


Usage (pictures)



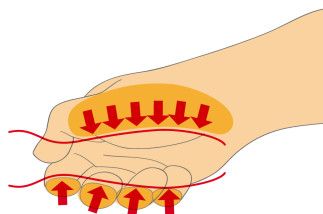
Ergonomik trajtuar projektimit për mbrojtjen e duart tuaja.



Ergonomik trajtuar dizajn = mbrojtur dorën tuaj



Dora e madhe zona e kontaktit = më shumë pushtet çift rrotullues



Safety tips



- Use a screw holding screwdriver to get screws started in awkward, hard-to-reach areas.
- Use a stubby screwdriver in close quarters where a conventional screwdriver cannot be used.
- A rounded tip should be redressed with a file; make sure edges are straight.
- Screwdrivers used in the shop are best stored in a rack. This way, the proper selection of the right screwdriver can be quickly made.
- Keep the screwdriver handle clean; a greasy handle is apt to cause accidents.
- A screwdriver should never be used as pry bar. If it is overstressed in this manner, the blade might break and send a particle of steel into the operator's arm or even towards his eyes.
- VDE tools that have several parts, have



- Don't use pliers on the handle of a screwdriver to get extra turning power. A wrench should only be used on the square shank or bolster of a screwdriver that is especially designed for that purpose.
- Don't expose a screwdriver blade to excessive heat as it may reduce the hardness of the blade.
- Don't use a screwdriver with a split or broken handle.
- Don't use a regular screwdriver to check a storage battery or to determine if an electrical circuit is live.
- Don't use tools that shows sign of wear and have the second layer of plastic visible.

to be assembled correctly before use.

- When working with VDE tools avoid contact with water.