

# Set de surubelnite VDE cu tester de tensiune

603CS6TVDE




## Profile

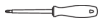



## Caracteristicile produsului

### Set includes:

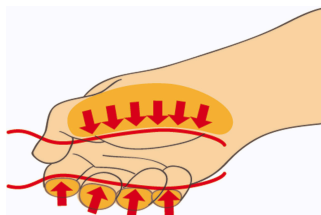
- 4x electrician's screwdriver with insulated blade VDE (article 603VDE) dim. 0.8x4.0x100, 1.0x5.5x125, 1.2x6.5x150
- 2x crosstip (PH) screwdriver with insulated blade VDE (article 613VDEETBI) dim. PH 1x80, PH 2x100
- 1x voltage tester 220 - 250 V (article 630VDE) dim. 0.5x3.0x140

Denumirea Produsului	SKU	Articol	Dimensiuni	Cantitate
Set de surubelnite VDE cu tester de tensiune	617045	603CS6TVDE	-	6
Surubelnita de electrician VDE cu lama izolata		603VDE	0.8 x 4.0x100, 1.0 x 5.5x125, 1.2 x 6.5x150	3

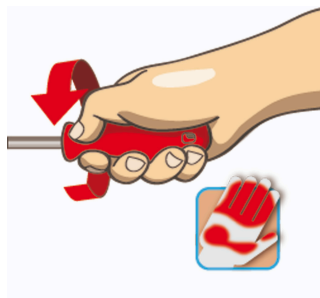
Denumirea Produsului	SKU	Articol	Dimensiuni	Cantitate
Surubelnite VDE cu lama izolata si profil PH		613VDE	PH1x80, PH2x100	2
Surubelnita detectoare 220-250 V		630VDE	0.5 x 3.0x140	1

\* Imaginea produsului este simbolica. Toate dimensiunile sunt exprimate în mm, greutatea în grame.

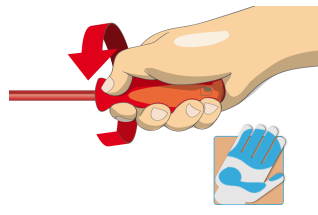
## 0 (pictures)



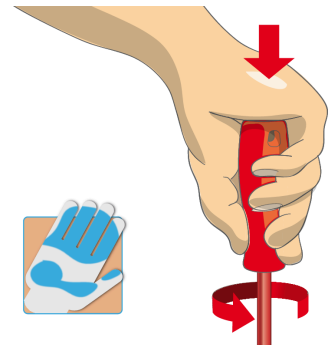
Design ergonomic al manerului pentru protecția mâinii



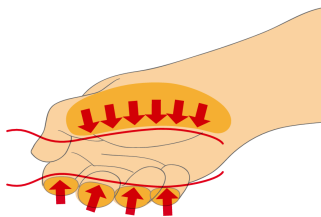
Suprafața de contact mare pentru putere de cuplu superioară



Conceptia ergonomică a manerului = protecția mâinii



Suprafața maximă de contact a mâinii = valoare de cuplu superioară



## Safety tips



- Use a screw holding screwdriver to get screws started in awkward, hard-to-reach areas.
- Use a stubby screwdriver in close quarters where a conventional screwdriver cannot be used.
- A rounded tip should be redressed with a file; make sure edges are straight.
- Screwdrivers used in the shop are best stored in a rack. This way, the proper selection of the right screwdriver can be quickly made.



- Don't use pliers on the handle of a screwdriver to get extra turning power. A wrench should only be used on the square shank or bolster of a screwdriver that is especially designed for that purpose.
- Don't expose a screwdriver blade to excessive heat as it may reduce the hardness of the blade.
- Don't use a screwdriver with a split or broken handle.
- Don't use a regular screwdriver to check a storage battery or to determine if an electrical circuit is live.

- Keep the screwdriver handle clean; a greasy handle is apt to cause accidents.
- A screwdriver should never be used as pry bar. If it is overstressed in this manner, the blade might break and send a particle of steel into the operator's arm or even towards his eyes.
- VDE tools that have several parts, have to be assembled correctly before use.
- When working with VDE tools avoid contact with water.
- Don't use tools that shows sign of wear and have the second layer of plastic visible.